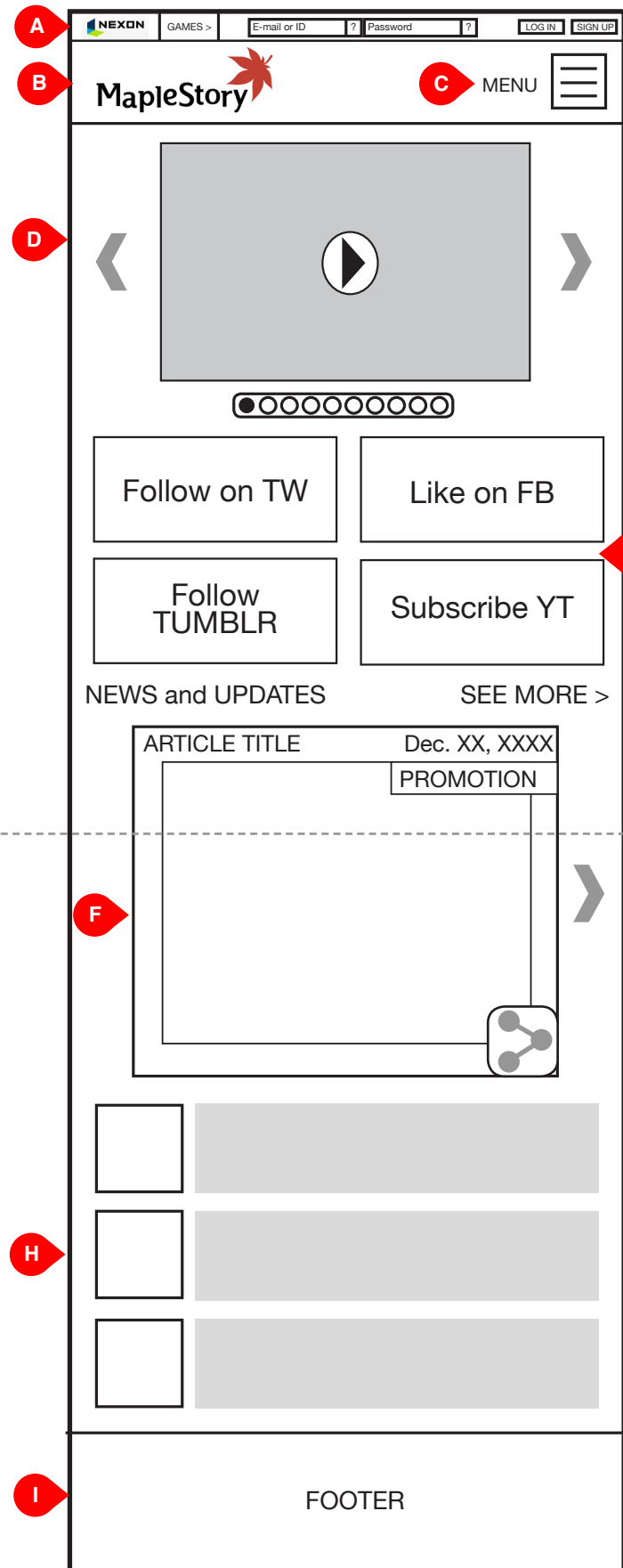
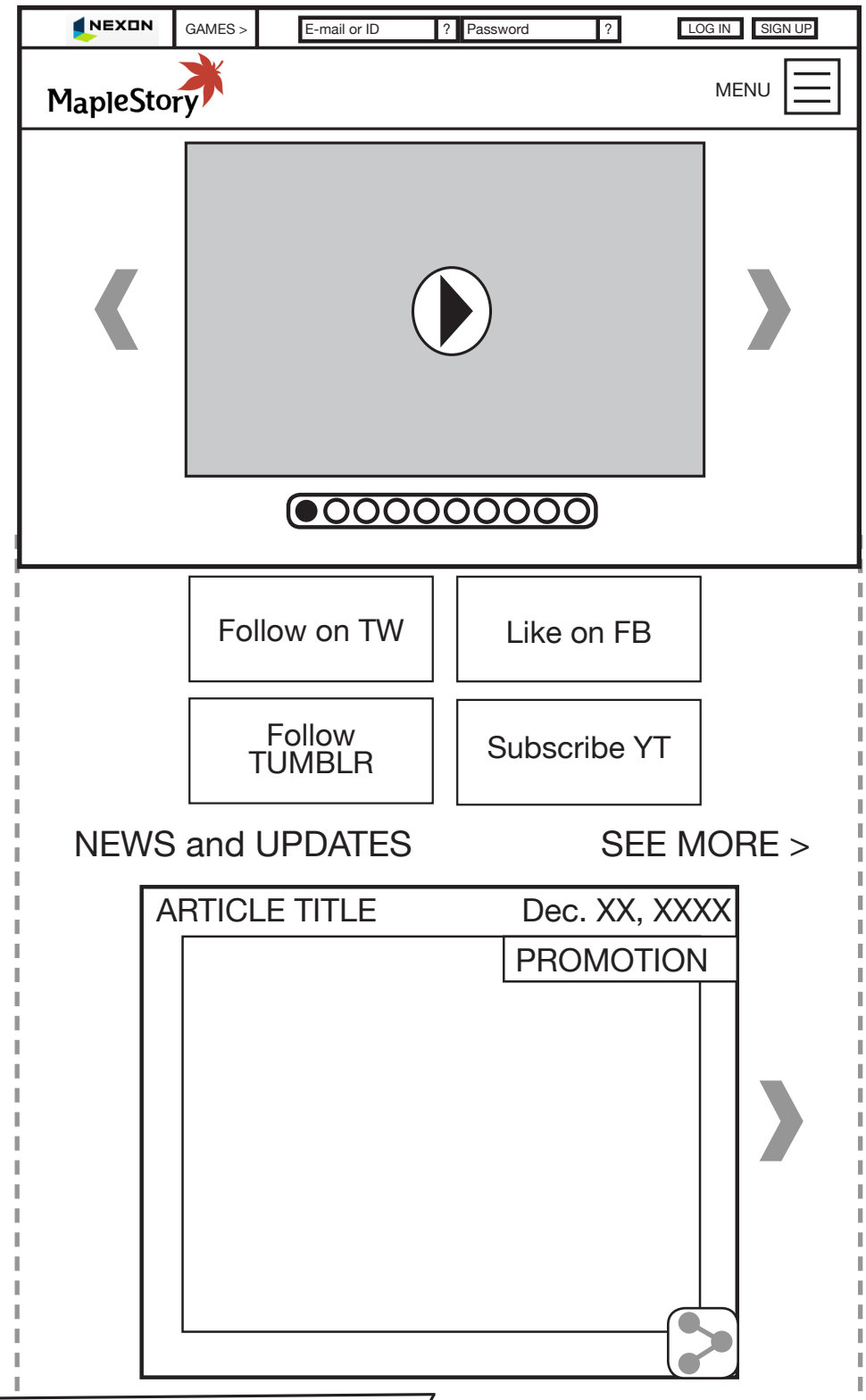


PORTRAIT



LANDSCAPE



FUNCTIONAL ANNOTATIONS

SCREEN DESCRIPTION: This is the responsive index page of the site. The portrait and landscape layout are the same, keeping the same layout.

The screen tear is at QVGA height (320x480).

A. NEXON GLOBAL NAVIGATION
This is the Nexon global navigation. This navigation is a constant across the Nexon group of sites.

B. SITE LOGO
This is the logo for the site. There is no functionality with this logo.

C. MAIN NAVIGATION DRAWER
This is the main navigation of the site for mobile. When the user selects the nav button, the site slides to the right and the nav is accessible.

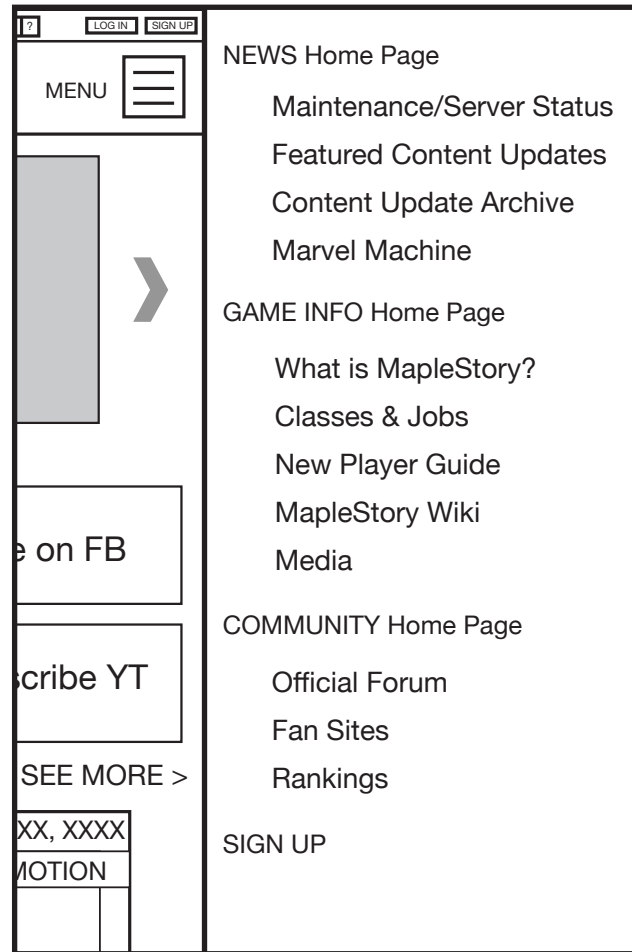
D. ROTATING CONTENT CAROUSEL
The image gallery houses ads, show information, links or videos.

F. NEWS ENTRY
This is the news entry. These entries have social media options. The latest content floats up and shows on the main page. The user can swipe to the left and right to see more content.

G. SOCIAL MEDIA BUTTONS
These buttons will not link out to the social media pages, but will allow you to Follow, Like, etc. User login will be required.

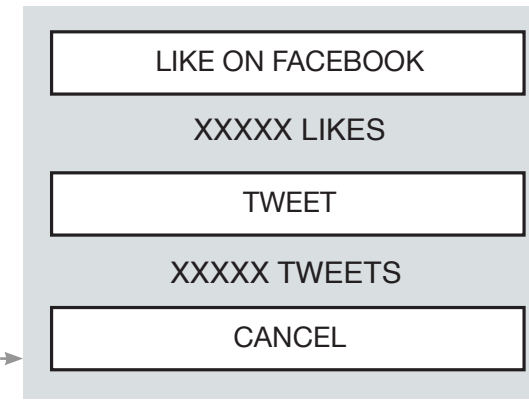

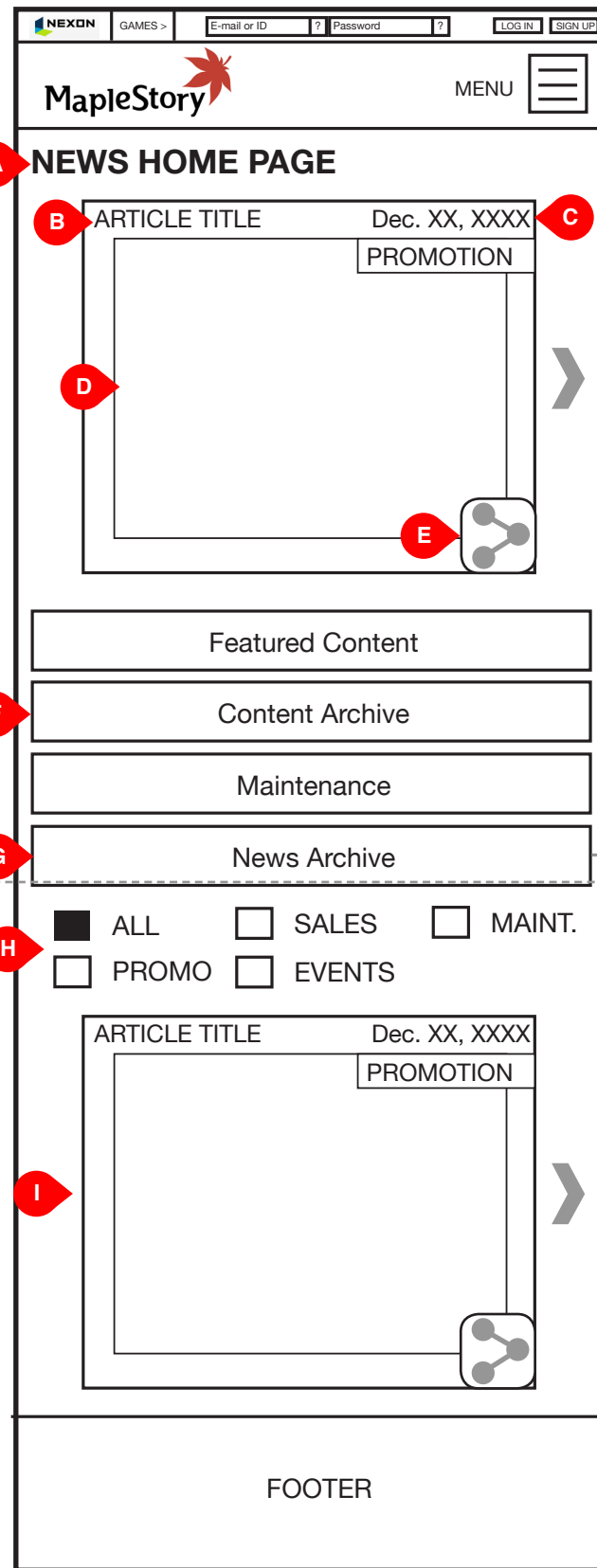
H. MEDIA COMMUNITY
This is a graphic icon and short news blurb.

I. FOOTER
This is the sites footer.



FUNCTIONAL ANNOTATIONS

SCREEN DESCRIPTION: The MapleStory website mobile navigation is a drawer based menu.



FUNCTIONAL ANNOTATIONS

SCREEN DESCRIPTION: MapleStory maintenance information is displayed on this page.

A. PAGE TITLE

This is the title of the page.

B. ARTICLE TITLE

This is the title of the article.

C. ARTICLE DATE

This is the date in which the article was published (put live).

D. ARTICLE CONTENT

This is the content of the article. This can either be an image or an embedded video.

E. SOCIAL MEDIA MODAL BUTTON

The user can either share an article, like the article or see how many users have liked the content. When the user presses the button, the modal pops up over the page.

The user can:

- Like on Facebook
- See Facebook likes
- Tweet the item
- See tweet amounts

F. NEWS BUTTONS

These buttons take the user to their corresponding pages.

G. NEWS ARCHIVE

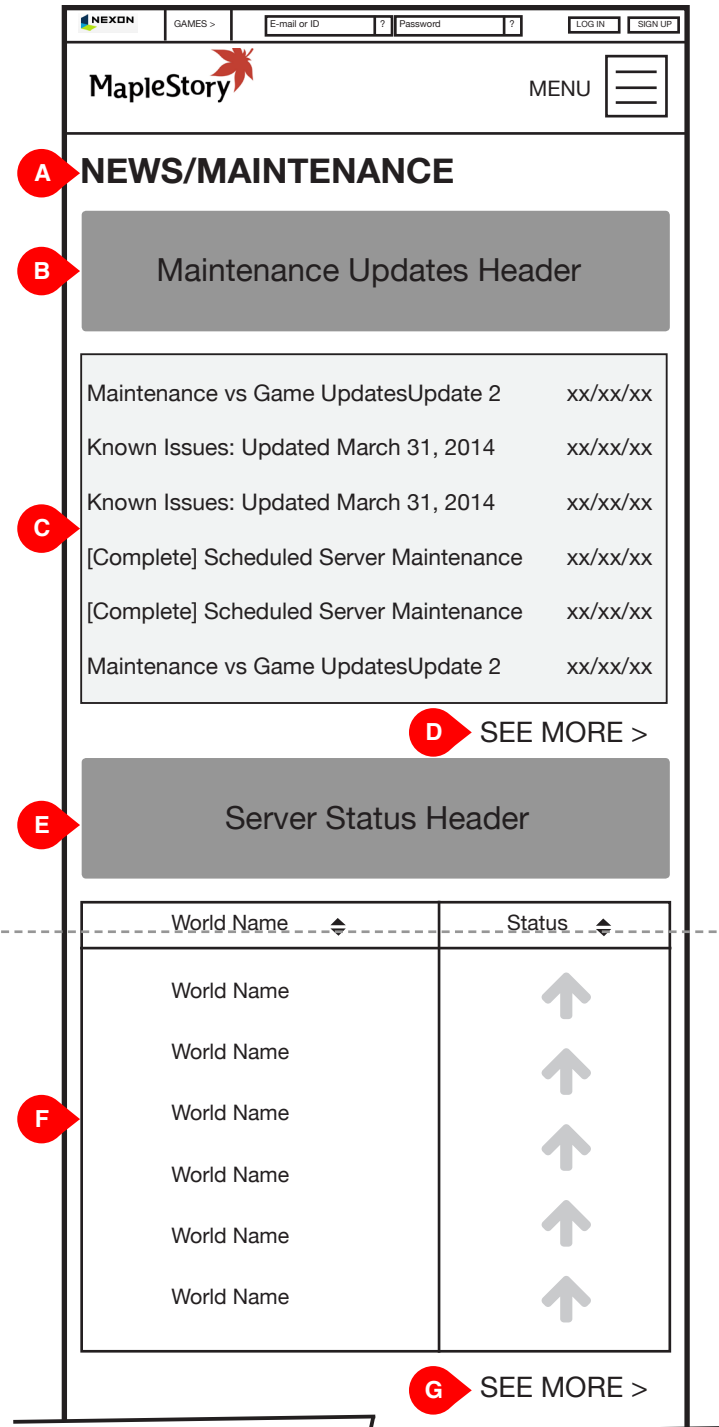
This is the archive of previous content.

H. PARSING BUTTONS

These buttons parse the news items. These button names are (TBD).

I. NEWS ITEMS

These are the currently parsed items. The user can view them by scrolling left or right.



FUNCTIONAL ANNOTATIONS

SCREEN DESCRIPTION: MapleStory maintenance information is displayed on this page.

A. PAGE NAME/BREADCRUMBS
This is the name of the page. The user can also navigate via these breadcrumbs.

B. MAINTENANCE HEADER
This is the header of the maintenance. This could either be a graphic or text.

C. MAINTENANCE COLUMN
This is the header of the maintenance. This could either be a graphic or text.

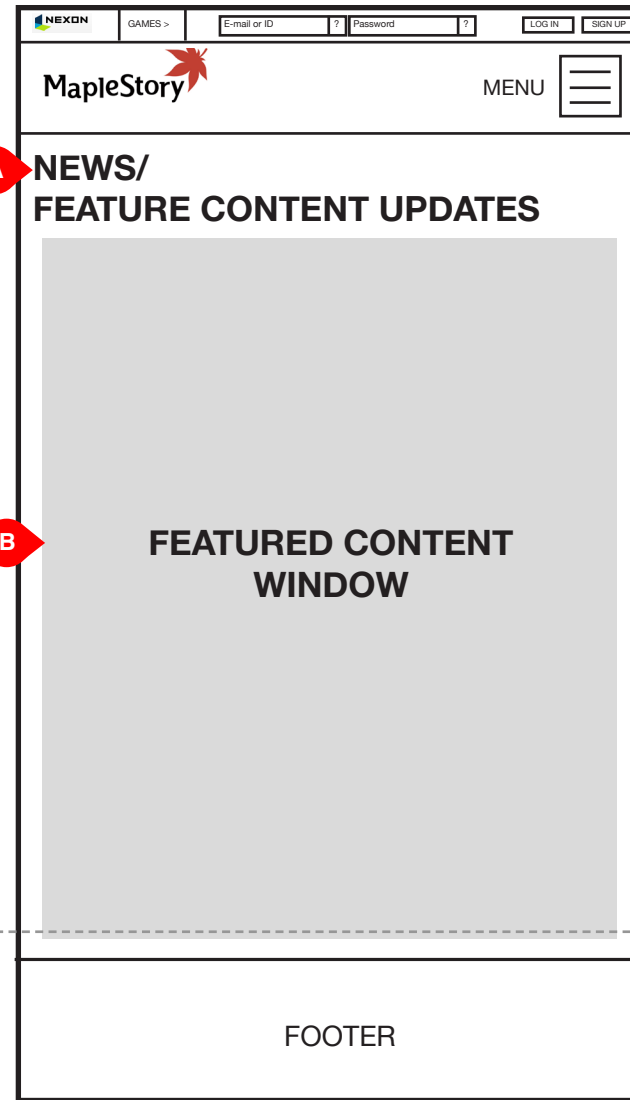
E. SEE MORE BUTTON
This navigates the user to the complete list of Maintenance Updates.

E. SERVER STATUS HEADER
This is the header of the server status. This could either be a graphic or text.

F. SERVER STATUS
This is the status of the game servers. The names are displayed alphabetically. The user can change the listing order by clicking on the sort arrows.

G. SEE MORE BUTTON
This navigates the user to the complete list of Server Status.

MAPLE STORY MOBILE DESIGN • MAINTENANCE	
User Experience and Information Architecture	
File: AZB_mapleStory_MobileWebSite_extV1.0.pdf	
Last Modified: 04/29/14	
	v 1.0
	6 of 20



FUNCTIONAL ANNOTATIONS

SCREEN DESCRIPTION: MapleStory current feature content is on this page.

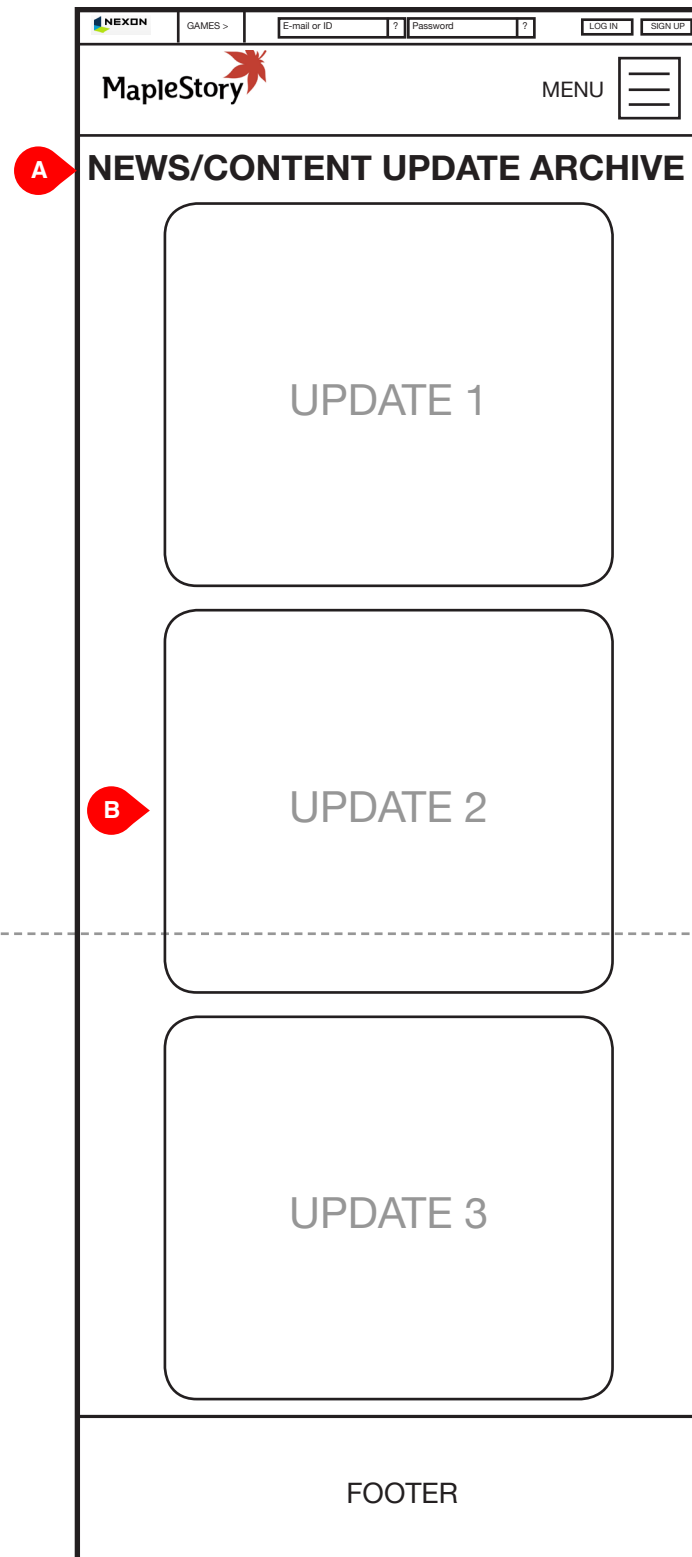
A. PAGE NAME/BREADCRUMBS

This is the name of the page. The user can also navigate via these breadcrumbs.

B. UPDATE GRAPHIC

This is a large graphic design piece that will be static in width but be flexible to manage different lengths (and be scroll able). This page will showcase a designed piece highlighting a game's latest content update.

This page will consist of graphics and HTML copy.



FUNCTIONAL ANNOTATIONS

SCREEN DESCRIPTION: The archive of the MapleStory content updates are located on this page.

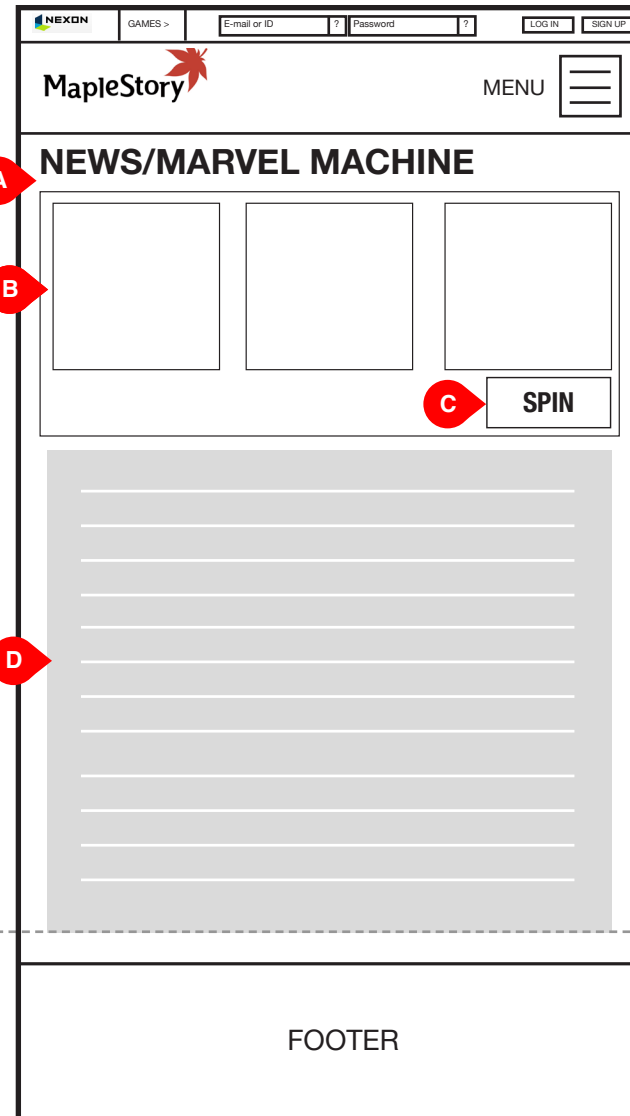
A. PAGE NAME/BREADCRUMBS

This is the name of the page. The user can also navigate via these breadcrumbs.

B. UPDATE BUTTONS

These buttons take the user to the blog entry which details the update and its information. These pages are laid out like the featured content on the previous page. The user scrolls down through the updates.

SCREEN
TEAR



FUNCTIONAL ANNOTATIONS

SCREEN DESCRIPTION: This page displays the marvel machine. As long as the user has spins available, they'll have access to use the machine.

The machine is 'inactive' during non-promotion periods.

In the design it will be indicated if the user eligible to spin.

A. PAGE NAME/BREADCRUMBS

This is the name of the page. The user can also navigate via these breadcrumbs.

B. MARVEL MACHINE

The use can spin a slot machine type interface for prizes which they can then trade in for in game currency.

C. SPIN BUTTON

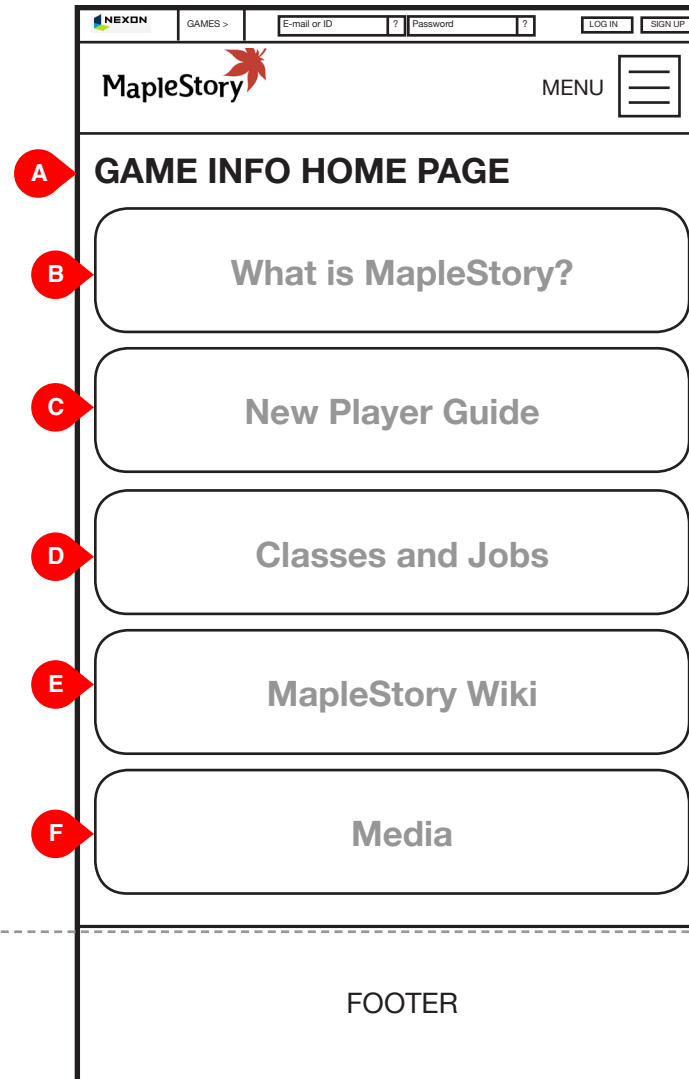
The user presses this button to spin for their prizes.

D. MARVEL MACHINE COPY

This is information about the Marvel Machine.

SCREEN
TEAR

FOOTER



FUNCTIONAL ANNOTATIONS

SCREEN DESCRIPTION: This is the game info guide home page.

A. PAGE NAME/BREADCRUMBS
This is the name of the page. The user can also navigate via these breadcrumbs.

B. WHAT IS MAPLESTORY? BUTTON
This button takes the user to the what is maplestory page.

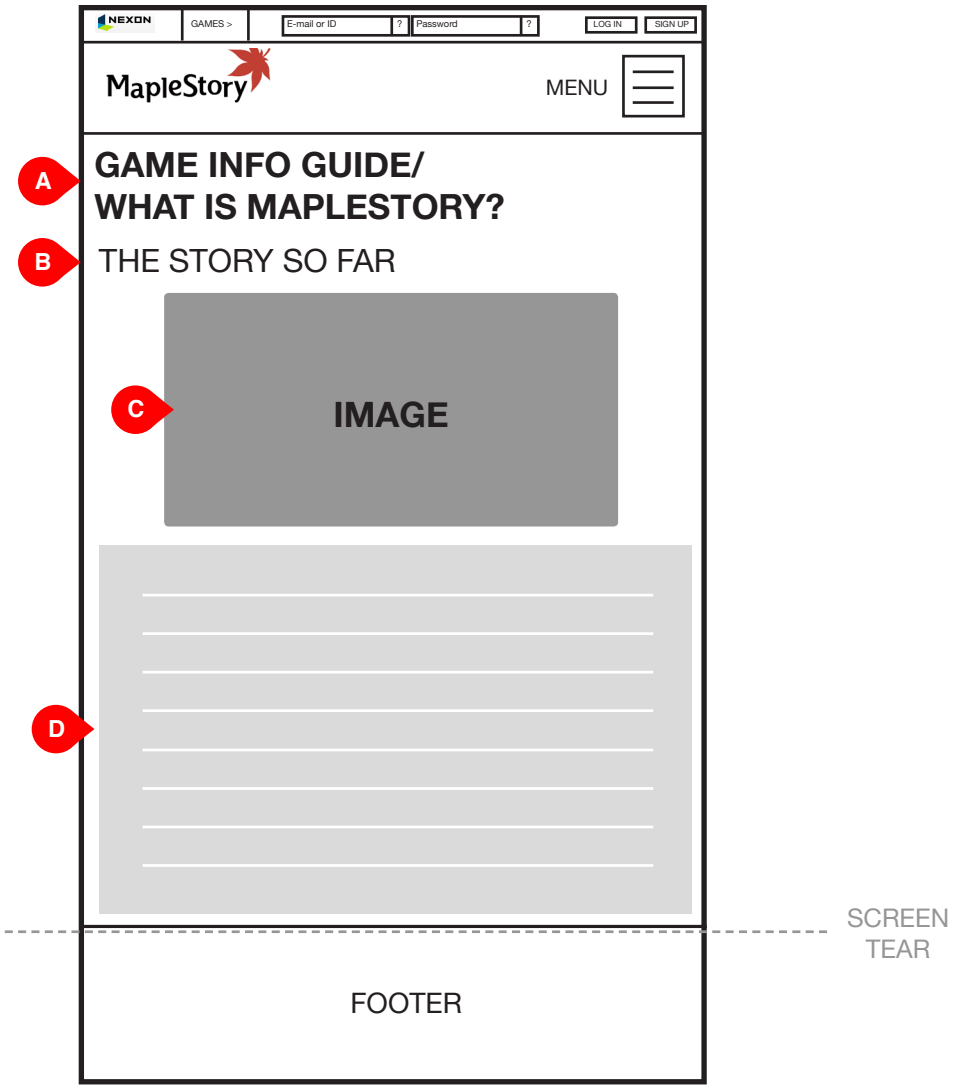
C. NEW PLAYER GUIDE BUTTON
This button takes the user to the new player guide page.

D. CLASSES AND JOBS BUTTON
This button takes the user to the classes and jobs page.

E. MAPLESTORY WIKI BUTTON
This button takes the user to the maplestory wiki page.

F. MEDIA BUTTON
This button takes the user to the media page.

SCREEN
TEAR



FUNCTIONAL ANNOTATIONS

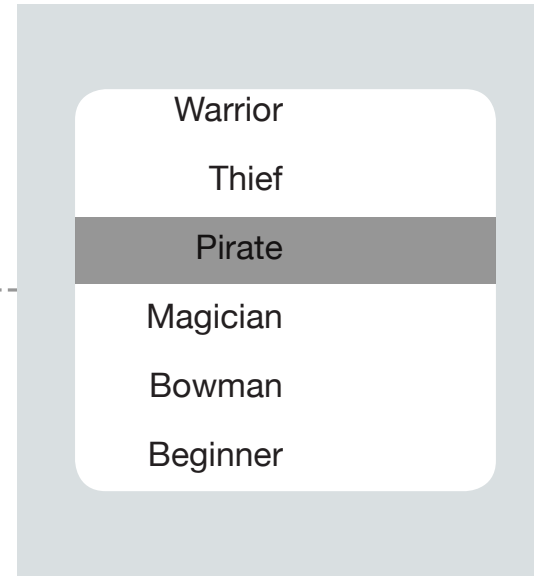
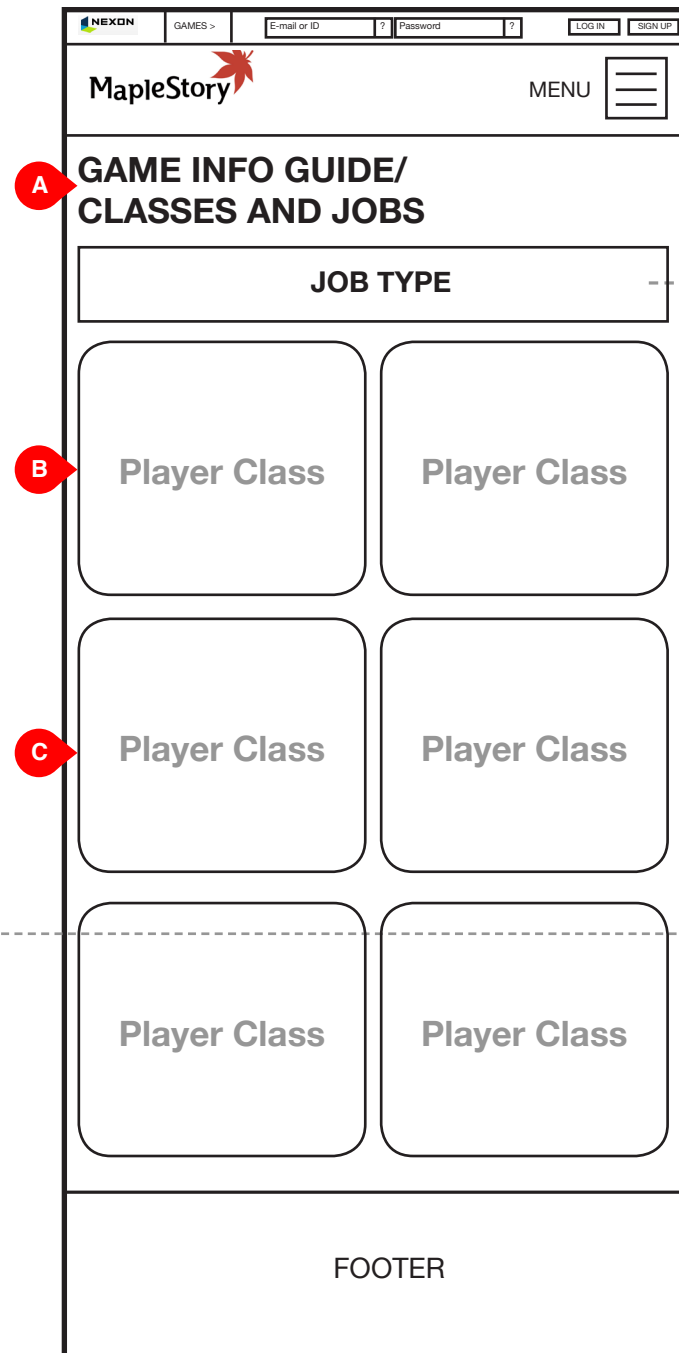
SCREEN DESCRIPTION: The user can learn about the game via this page.

A. PAGE NAME/BREADCRUMBS
This is the name of the page. The user can also navigate via these breadcrumbs.

B. SECTION NAME
This is the name of the section.

C. SECTION IMAGE
This is the image related to this section.

D. SECTION COPY
This is the descriptive copy of the section.




FUNCTIONAL ANNOTATIONS

SCREEN DESCRIPTION: The user can learn about classes and jobs in the game via this page. The user selects a job type, and the player classes appear for that type of job.

A. PAGE NAME/BREADCRUMBS
This is the name of the page. The user can also navigate via these breadcrumbs.

B. JOB PARSER
The user selects the character job that they're interested in. When the user presses the Job Type button the job type wheel pop up appears.

C. PLAYER CLASS
The players classes appears here when the user selects a job above. The user can scroll down to see all of the classes of the job type.



FUNCTIONAL ANNOTATIONS

SCREEN DESCRIPTION: The user can peruse the different character classes in MapleStory. The user can use the breadcrumbs to navigate back to the classes and jobs page.

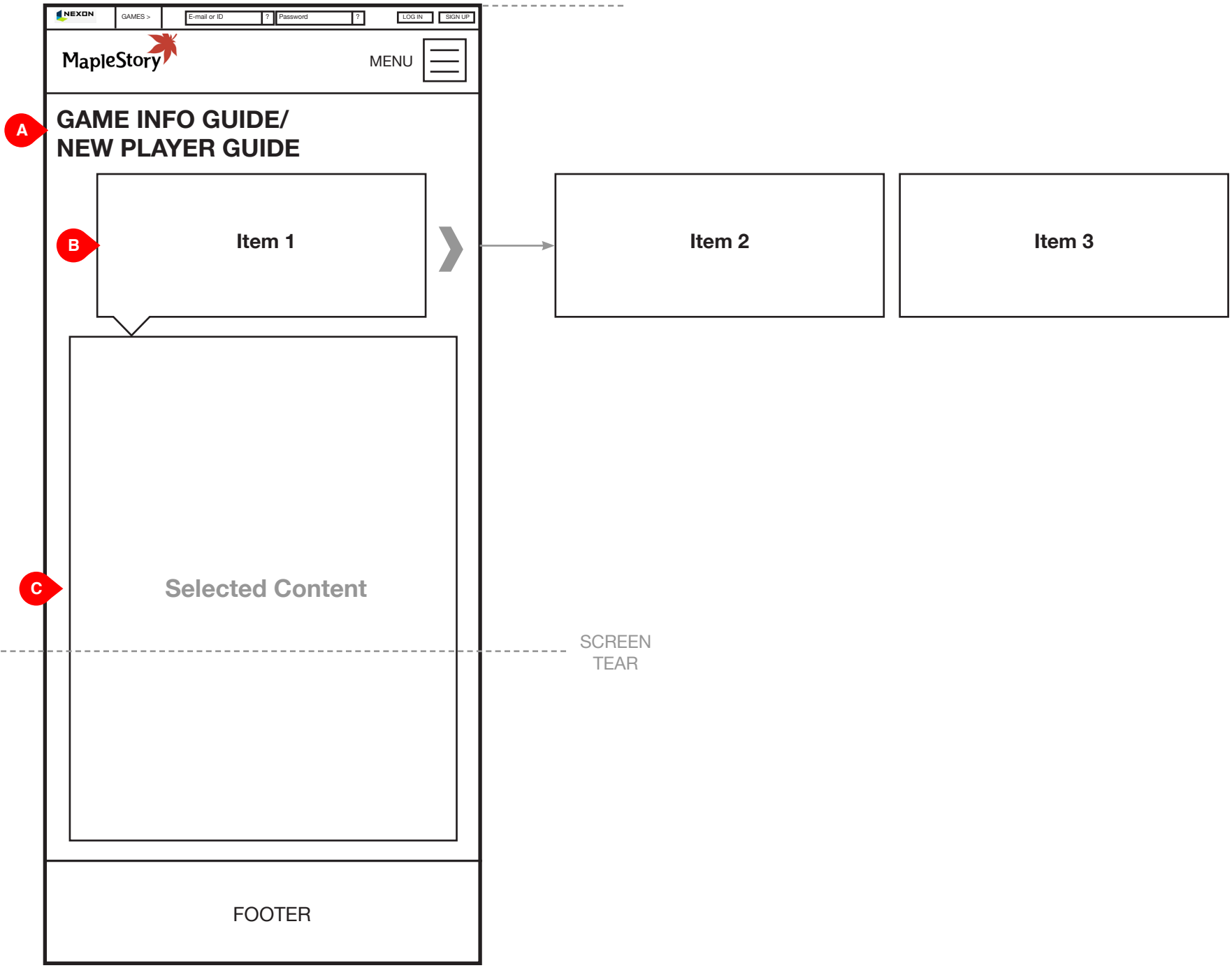
A. CHARACTER TYPE INFORMATION
The informational overview of the character type are explained here.

B. CHARACTER ELEMENT GRAPHIC
This graphic shows a graphic for the character.

C. OVERVIEW
The overview section details out the specifics of the character type.

D. VIDEO
This is a video for the class. All videos play in the mobile media player.

SCREEN
TEAR



FUNCTIONAL ANNOTATIONS

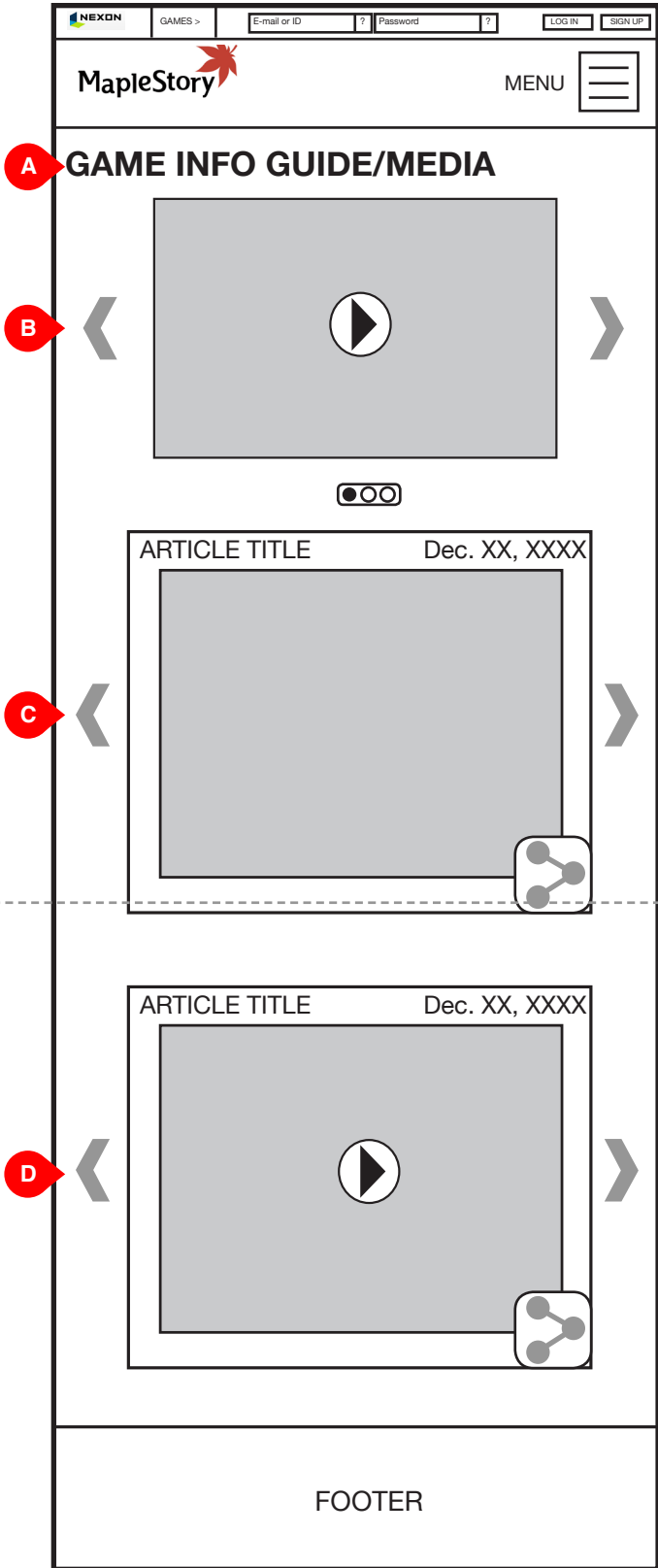
SCREEN DESCRIPTION: The user can learn about information for the new player via this page.

A. PAGE NAME/BREADCRUMBS
This is the name of the page. The user can also navigate via these breadcrumbs.

B. INFORMATION BUTTONS
These are the buttons that the user uses to see the requested information. The user can filter through the items by swiping left or right. When the user selects an item, the Selected Content area updates to display the information.

C. SELECTED CONTENT
The content in this area can either be a graphic, text or a video.

MAPLE STORY MOBILE DESIGN • NEW PLAYER GUIDE	
User Experience and Information Architecture	
File: AZB_mapleStory_MobileWebSite_extV1.0.pdf	
Last Modified: 04/29/14	
v 1.0	14 of 20



FUNCTIONAL ANNOTATIONS

SCREEN DESCRIPTION: MapleStory video related media is displayed on this page.

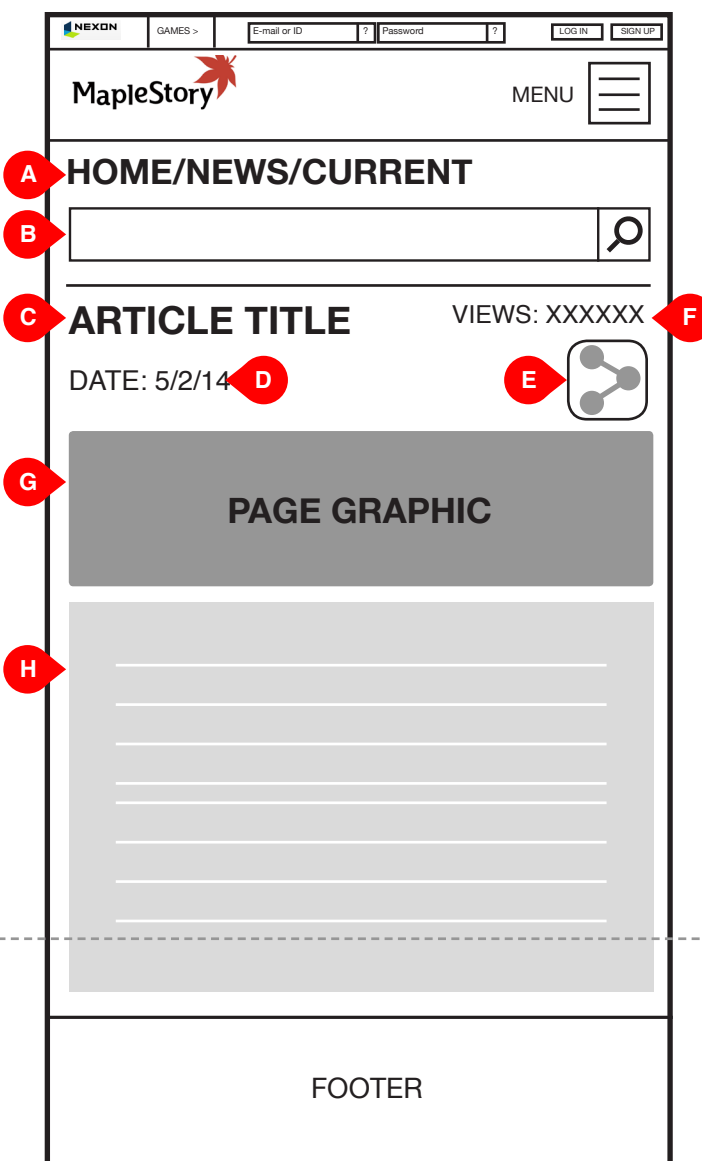
A. PAGE NAME/BREADCRUMBS
This is the name of the page. The user can also navigate via these breadcrumbs.

B. MEDIA CAROUSEL
This should be a three video carousel that showcases a single video at a time. The user can swipe left or right to view more content.

C. IMAGE CAROUSEL
These are images of game play. The user can expand the image into a larger view.

D. VIDEOS
These are the videos. The video plays in the mobile media player.

MAPLE STORY MOBILE DESIGN • MEDIA	
User Experience and Information Architecture	
File: AZB_mapleStory_MobileWebSite_extV1.0.pdf	
Last Modified: 04/29/14	
	v 1.0
	15 of 20



FUNCTIONAL ANNOTATIONS

SCREEN DESCRIPTION: MapleStory content is displayed on this page.

A. PAGE NAME/BREADCRUMBS
This is the name of the page. The user can also navigate via these breadcrumbs.

B. SEARCH MODULE
This is the search module for the site's articles.

C. ARTICLE TITLE
This is the title of the article.

D. ARTICLE DATE
This is the date of the article.

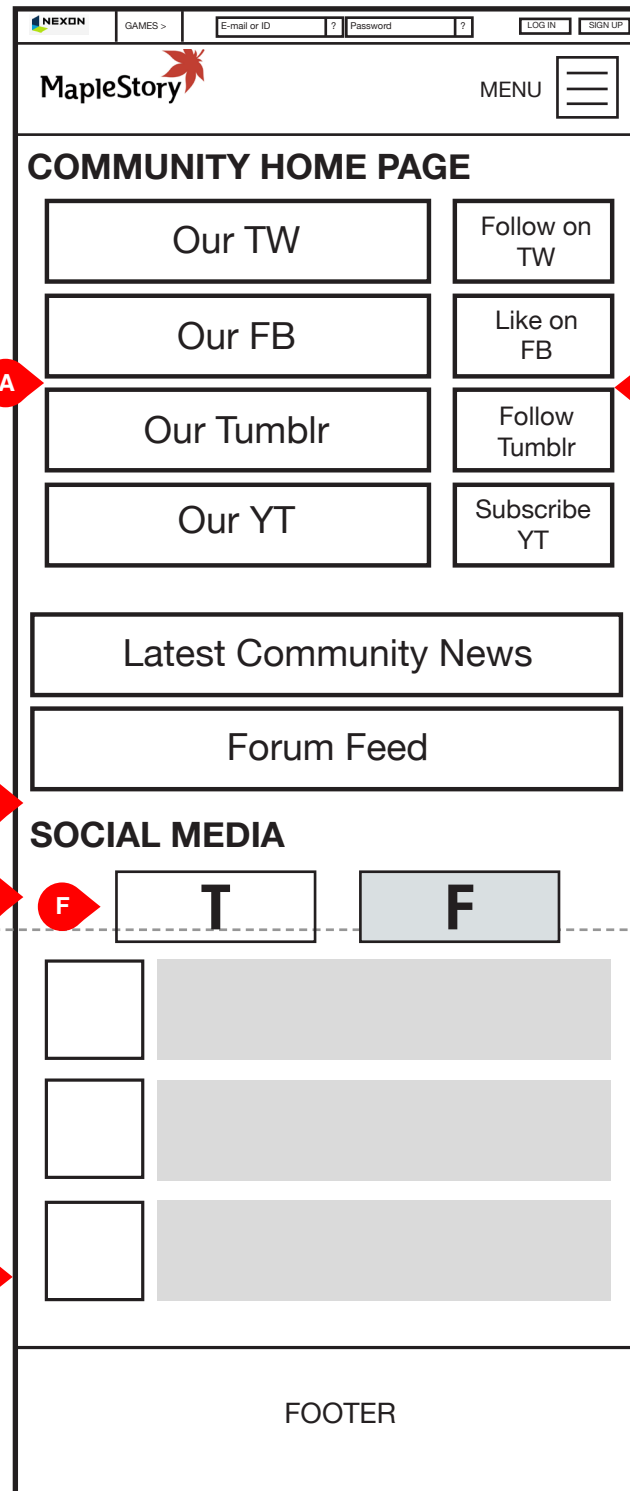
E. SOCIAL MEDIA
The user can see the likes and tweets associated with this page in this section. The user can also see the amount of likes and tweets.

F. VIEW COUNT
This is the amount of views the article has had.

G. PAGE GRAPHIC
This is the graphic for the page.

H. COPY
This is the page copy.

SCREEN TEAR



FUNCTIONAL ANNOTATIONS

SCREEN DESCRIPTION: The community home page.

A. SOCIAL MEDIA LINKS
These are the social media links that navigate the user to the MapleStory social media sites.

B. SOCIAL MEDIA BUTTONS
These buttons will not link out to the social media pages, but will allow you to Follow, Like, etc. User login will be required.

C. PAGE GRAPHIC
This is a pages main graphic.

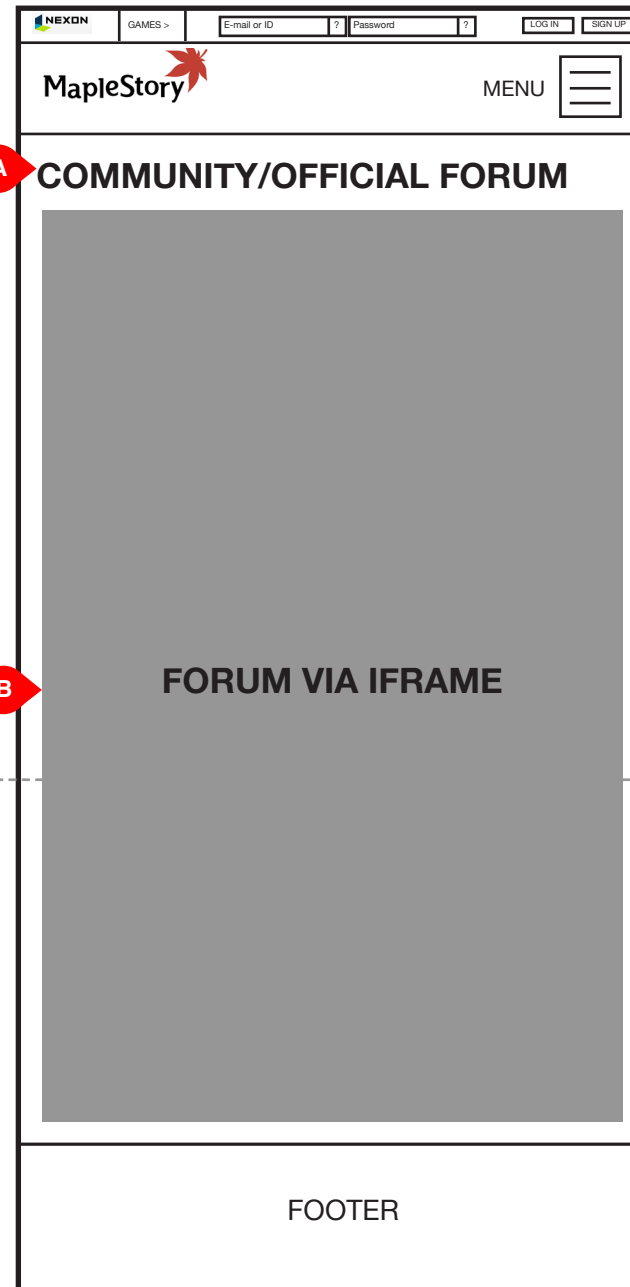
D. LATEST COMMUNITY NEWS BUTTON
This button takes the user to the news page (4.0).

E. FORUM FEED BUTTON
This button takes the user to the forum page.

H. MEDIA COMMUNITY FILTER
These buttons parse the media community feed.

G. MEDIA COMMUNITY
This is a graphic icon and short news blurb.

SCREEN TEAR



FUNCTIONAL ANNOTATIONS

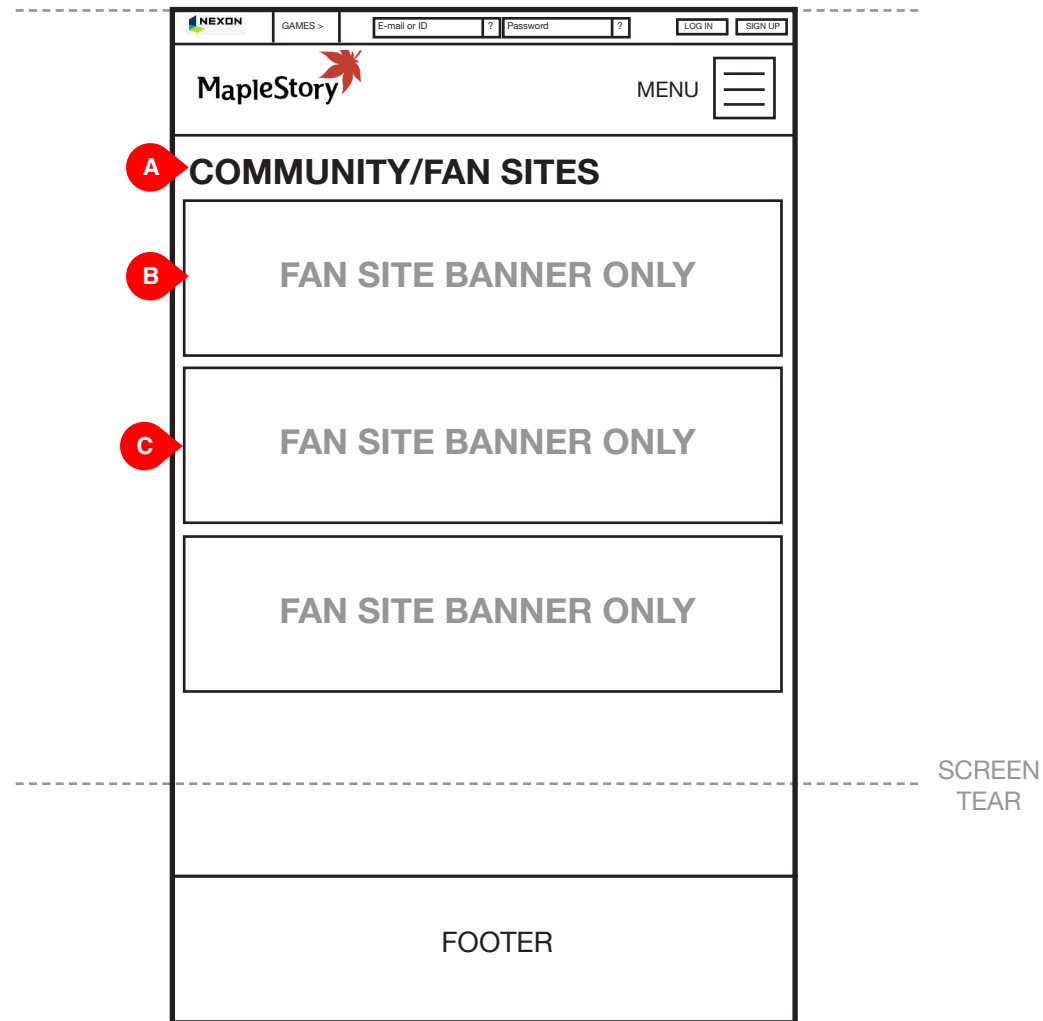
SCREEN DESCRIPTION: The community section of the MapleStory page contains a message board for user and administrators to post information.

A. PAGE NAME/BREADCRUMBS

This is the name of the page. The user can also navigate via these breadcrumbs.

B. BULLETIN BOARD

This page iFrames to a bulletin board allows users and administrators to connect. Users can only post in this board if they first create an account and login. The user can also see other game forums. Functionality TBD based on platform chosen for forums.



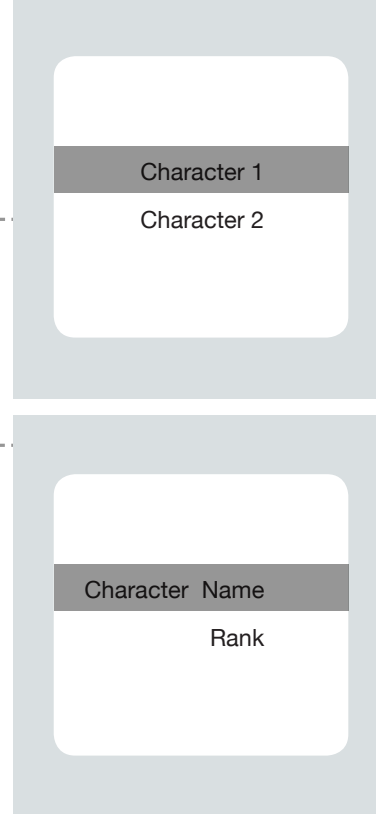
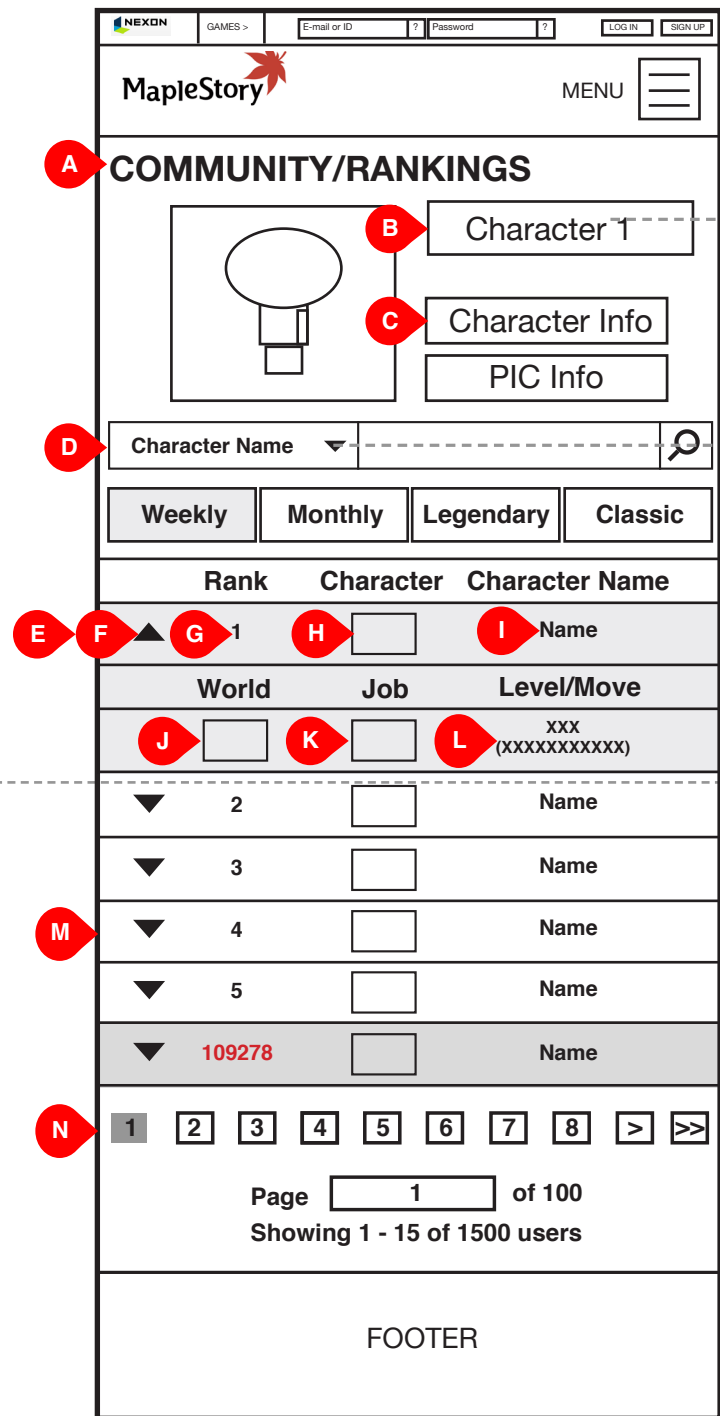
FUNCTIONAL ANNOTATIONS

SCREEN DESCRIPTION: The user can view fan sites via this page.

A. PAGE NAME/BREADCRUMBS
This is the name of the page. The user can also navigate via these breadcrumbs.

B. HEADER GRAPHIC
This is the main image of the page.

C. FAN SITE BANNER
This is the image related to this website. Each banner acts as a button link to the corresponding website.



SCREEN TEAR

FUNCTIONAL ANNOTATIONS

SCREEN DESCRIPTION: Users can see where they rank within the MapleStory community.

A. PAGE NAME/BREADCRUMBS
This is the name of the page. The user can also navigate via these breadcrumbs.

B. CHARACTER SELECTION
The user can select their character from this button.

C. CHARACTER INFORMATION
This is the information about the character. The user can select and view their characters here.

D. SEARCH FUNCTIONS
The user can search through the rankings via the following:
• Character name
• Rank

The user can also parse the rankings by selecting one of these buttons.

E. TITLE BAR
The title bar consists of the following:
• Rank
• Character
• Character Name

When the bar is pressed the following attributes are shown via dropdown:
• World
• Job
• Level/Move

F. HIDE/SHOW
This arrow shows if the Title Bar is shown or hidden.

G. RANK
This is the rank.

H. CHARACTER IMAGE
The current graphic status of the character is displayed in this area..

I. CHARACTER NAME
This is the characters name.

J. WORLD
This indicates what server the user is on.

K. JOB
This is the character's in game job.

L. LEVEL/MOVE
This is the level of the character based off of experience points earned in the game. Move indicates the experience points the character has earned.

M. USER'S CHARACTER RANK
This is the users selected character rank. The user must be logged in to see this.

N. RANK PAGINATION
The user can navigate the ranks via this pagination. The user can also input a specific page.

MAPLE STORY MOBILE DESIGN • RANKINGS	
User Experience and Information Architecture	
File: AZB_mapleStory_MobileWebSite_extV1.0.pdf	
Last Modified: 04/29/14	
	v 1.0
	20 of 20