




TABLE OF CONTENTS .....	2	BLOCK USER .....	28
WELCOME MODAL .....	3	REPORT USER .....	29
SIGN IN MODAL .....	4	FAQ .....	30
HOME PAGE .....	5	TERMS OF USE .....	31
MAIN NAV .....	6	PRIVACY POLICY .....	32
SEARCH RESULTS .....	7	SSL CERTIFICATE .....	33
ROTATING CONTENT CAROUSEL .....	8		
VIDEO DETAIL WINDOW .....	9		
COLLECTIONS .....	10		
VIDEO PAGE .....	11		
NEWS, EVENTS AND REVIEWS .....	12		
NEWS ITEM .....	13		
EVENT .....	14		
NEWS ITEM .....	15		
MY WATCHLISTS .....	16		
USER INFO .....	17		
USER ACCOUNT .....	18		
UPDATE PROFILE INFORMATION .....	19		
UPDATE PASSWORD .....	20		
UPDATE SUBSCRIPTION .....	21		
MY DEVICES .....	22		
TRIAL OFFER PAGE .....	23		
UPSELL PAGE .....	24		
REGISTER (PAGE 1) .....	25		
REGISTER (PAGE 2) .....	26		
CANCEL MY MEMBERSHIP/SUBSCRIPTION .....	27		



Note: This current design doesn't conform to the revised modal layout.

**FUNCTIONAL ANNOTATIONS**

SCREEN DESCRIPTION: When a user initially enters the CONtv site, this modal is shown allowing the user to create an account or log in. Cookies keep this modal from opening after the initial access.

**A. MODAL**  
This is the modal that contains the call to actions.

**B. CLOSE MODAL BUTTON**  
OnClick this button closes the sign in modal.

**C. SIGN UP BUTTON**  
OnClick the user is navigated to the sign up page.

**D. LOG IN BUTTON**  
OnClick the user is navigated to the log in page.

**E. LOG IN WITH FACEBOOK BUTTON**  
OnClick the user is navigated to the Facebook login API.

<b>WELCOME MODAL</b>	
User Experience and Information Architecture	
File: CONTV_UI_V1.2.indd	
Last Modified: 10/21/15	v 1.2 <b>3 of 33</b>

The screenshot shows the sign-in page for CON TV. At the top, there is a navigation bar with links for BROWSE, COLLECTIONS, NEWS AND EVENTS, WATCHLISTS, BECOME VIP, and SIGN IN. Below this is a 'PLEASE LOGIN' section. The first part is 'FACEBOOK LOGIN', which includes an email field (A), a password field (B), a 'Keep me logged in' checkbox (C), and a 'FORGOT YOUR FACEBOOK PASSWORD?' link (D). There is a 'LOG IN WITH FACEBOOK' button (E) and an 'OR' separator with a 'SIGN UP' button (F). Below this is a section for 'Already a Member' with email (G) and password (H) fields. An error message (I) states 'Email and Passwords Do Not Match' with a 'FORGOT YOUR PASSWORD?' link (J). At the bottom of this section are 'CANCEL' (K) and 'LOG IN' (L) buttons.

**FUNCTIONAL ANNOTATIONS**

**SCREEN DESCRIPTION:** On second visit this page is shown allowing the user to create an account or log in. Cookies allow this page to appear.

- A. FACEBOOK EMAIL FIELD**  
The user enters their Facebook email in this field.
- B. FACEBOOK PASSWORD FIELD**  
The user enters their Facebook password in this field.
- C. KEEP ME LOGGED IN CHECKBOX**  
OnClick the user does not need to log in to future sessions on the site.
- D. FORGOT YOUR FACEBOOK PASSWORD LINK**  
OnClick the user is navigated to the forgot Facebook password page.
- E. LOG IN WITH FACEBOOK BUTTON**  
OnClick the user is logged in to the system.
- F. SIGN UP BUTTON**  
OnClick the user is navigated to the sign up page.
- G. EMAIL FIELD**  
The user enters their email in this field.
- H. PASSWORD FIELD**  
The user enters their password in this field.
- I. ALERT**  
This alert appears if the email and password do not match.
- J. FORGOT YOUR PASSWORD LINK**  
OnClick the user is navigated to the forgot password page.
- K. CANCEL BUTTON**  
OnClick this button closes the sign in modal.
- L. LOG IN BUTTON**  
OnClick the user is navigated to the log in page.

**FUNCTIONAL ANNOTATIONS**

**SCREEN DESCRIPTION:** This is the index page of the site. This page would consist of a parallax layout with content blades floating above images of Conventions and/or films.

**A. SITE LOGO**  
This is the logo for the site. OnClick the user navigates to the Home Page.

**B. MAIN NAVIGATION**  
This is the main navigation of the site.

**C. LOGGED IN STATE**  
When logged in, the user's name and image are visible. OnClick the user is navigated to their user page.

**D. ROTATING CONTENT CAROUSEL**  
The image gallery houses collections, featured films, news and events.

**E. CONTENT BLADE**  
Blades would consist of categorized content. Each blade would have a scroll right/left function.

**F. FOOTER**  
This is the sites footer.

**A** **BROWSE** **COLLECTIONS** **NEWS AND EVENTS** **WATCHLISTS** **BECOME VIP** **SIGN IN** **B** **C** **USERNAME**

**D** **SLIDE TITLE**

WHAT VIEWERS THINK OF THIS

Reply

**E** **TRENDING**

----- Static Video Layout

**CONTINUE WATCHING**

----- Dynamic Video Layout

**F** **FOOTERS**

<b>HOME PAGE</b>	
User Experience and Information Architecture	<b>v 1.2</b>
File: CONTV_UI_V1.2.indd	<b>5 of 33</b>
Last Modified: 10/21/15	

MEGA MENU DROPDOWN

**FUNCTIONAL ANNOTATIONS**

SCREEN DESCRIPTION: The main navigation would have a mega menu that appear OnClick and would contain the following functions:

**A. CON TV EXCLUSIVES**  
This section contains Con TV exclusive content.

**B. GENRES**  
This section contains film and TV genres.

**C. MY WATCHLISTS**  
This section contains the user's watchlists.

**D. NEW FEATURES**  
This section contains the latest content.

**E. MOST POPULAR**  
This section contains the most popular content. **Note:** would this be parsed by views, ratings or both?

**F. SEARCH FUNCTION**  
OnClick the search text field expands from the left. The user types in their search parameters and presses the magnifying glass.

SEARCH FUNCTION

**MAIN NAV**

User Experience and Information Architecture

File: CONTV\_UI\_V1.2.indd

Last Modified: 10/21/15

BROWSE
COLLECTIONS
NEWS AND EVENTS
WATCHLISTS
🔍

BECOME VIP
SIGN IN

### SEARCH RESULTS

Article 1: Lorem ipsum dolor sit amet, consectetur adipiscing elit, sed do eiusmod tempor incididunt ut labore et dolore magna aliqua. Ut enim ad minim veniam, quis nostrud exercitation ullamco laboris nisi ut aliquip ex ea commodo consequat. Duis aute irure dolor in reprehenderit in voluptate velit esse cillum dolore eu fugiat nulla pariatur. Excepteur sint

[READ ARTICLE](#)

Article 1: Lorem ipsum dolor sit amet, consectetur adipiscing elit, sed do eiusmod tempor incididunt ut labore et dolore magna aliqua. Ut enim ad minim veniam, quis nostrud exercitation ullamco laboris nisi ut aliquip ex ea commodo consequat. Duis aute irure dolor in reprehenderit in voluptate velit esse cillum dolore eu fugiat nulla pariatur. Excepteur sint

[READ ARTICLE](#)

### MEMBERS

USER NAME

USER NAME

USER NAME

### VIDEOS

< PREVIOUS
1
2
3
NEXT >

**FUNCTIONAL ANNOTATIONS**

**SCREEN DESCRIPTION:** This is the results page for the site search function. If a type of item has no results then the next type that does have results ascends up.


**A. ARTICLE SEARCH RESULTS**  
These are the results of the search that are either news, events or reviews.

**B. USER SEARCH RESULTS**  
These are the user that the search results have found. OnClick the user is navigated to the corresponding user page.

**C. VIDEO SEARCH RESULTS**  
These are the videos that the search has yielded. OnClick the user is navigated to the video page.

**D. PAGINATION**  
This is the pagination if there are too many results to view at once.

<b>SEARCH RESULTS</b>	
User Experience and Information Architecture	v 1.2
File: CONTV_UI_V1.2.indd	7 of 33
Last Modified: 10/21/15	

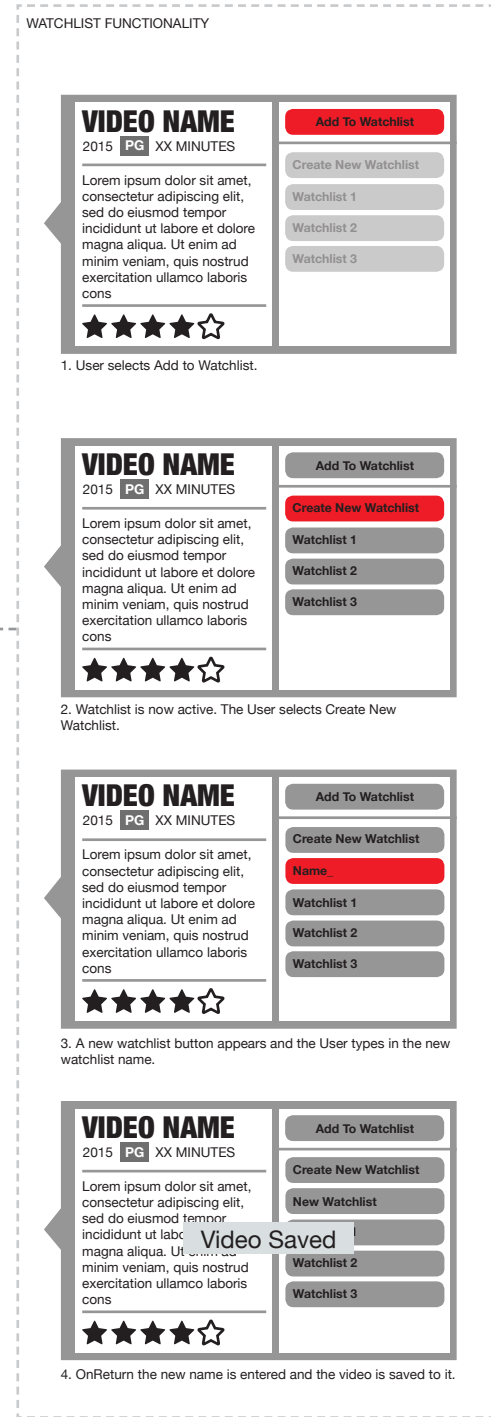
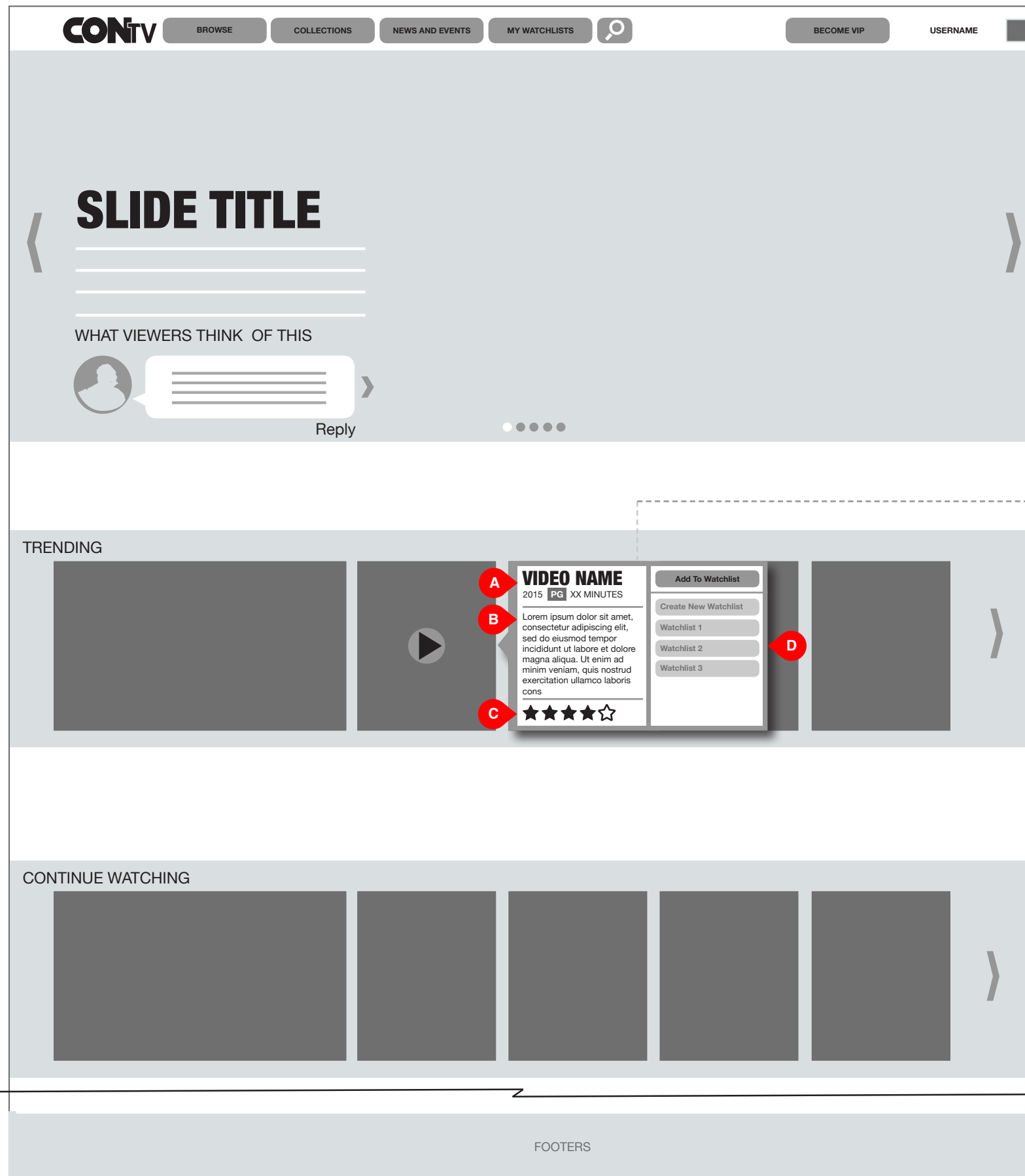


**FUNCTIONAL ANNOTATIONS**

SCREEN DESCRIPTION: The rotating content carousel has the following sections:

- A. IMAGE**  
The entirety of the carousel contains a large image that spans the width of the site. There would be a vignette on the left of the image for clarity of type.
  - B. SCROLL RIGHT BUTTON**  
OnClick the carousel scrolls the content to the left.
  - C. SLIDE TITLE**  
This is the title of the slide.
  - D. SCROLL LEFT BUTTON**  
OnClick the carousel scrolls the content to the right.
  - E. SLIDE COPY**  
This is the descriptive copy of the slide.
  - F. USER REVIEWS**  
This is a randomized review that a Con TV viewer wrote. Each review would contain viewer's image, name, and review. OnClick the user is taken to the reviewer's page. User's can reply to this review.  
*Note: Is this reply public?*
- The user can view other reviews by scrolling to the right or the left via the scroll buttons.





**FUNCTIONAL ANNOTATIONS**

**SCREEN DESCRIPTION:** When a user mouses over a video, the video detail window slides out to the right of the video. This window contains movie information, ratings, and watchlist options.

**A. MOVIE INFO**  
This is the main information for the video. This information consists of:

- Name
- Year released
- MPAA Rating
- Length in minutes

**B. DESCRIPTIVE COPY**  
This is the description of the film.

**C. RATING STARS**  
These stars indicate user based reviews of the movie.

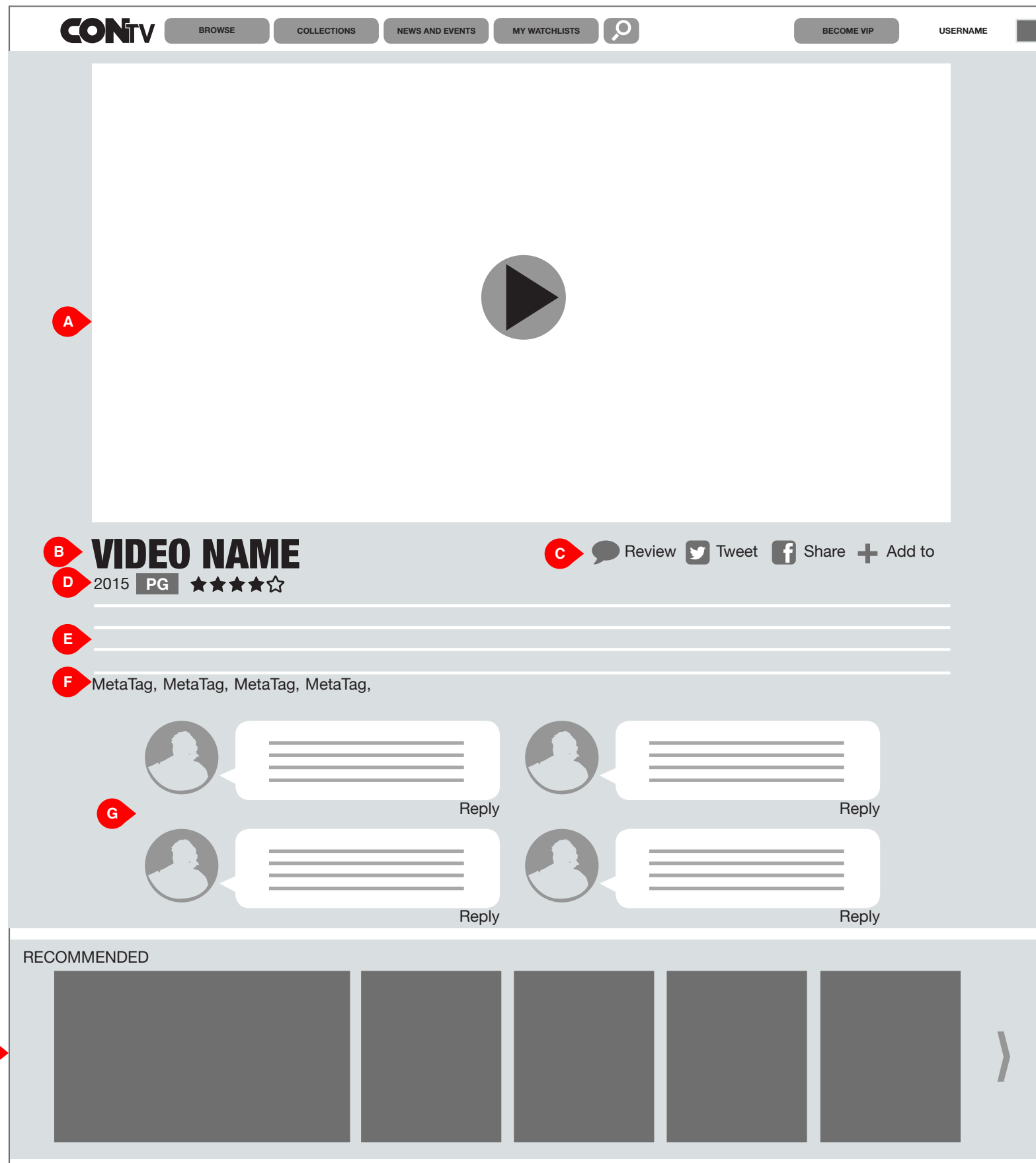
**D. ADD TO WATCHLIST**  
The user can add this video to their watchlist via this section. If they try and add a film to their watchlist and they aren't logged in, a log-in modal will appear allowing them to log in or create a new membership.

**FUNCTIONAL ANNOTATIONS**

SCREEN DESCRIPTION: The collections page has the following elements:

**A. COLLECTION BLADE**  
Blades would consist of the collected content. Each blade would have a scroll right/left function.

The wireframe shows a navigation bar at the top with the 'CON TV' logo and buttons for 'BROWSE', 'COLLECTIONS' (highlighted in red), 'NEWS AND EVENTS', 'MY WATCHLISTS', a search icon, 'BECOME VIP', and 'USERNAME'. Below the navigation bar are three identical 'COLLECTION BLADE' components. Each blade has a header labeled 'COLLECTION NAME' and a grid of content placeholders. The grid consists of a large placeholder on the left, followed by two columns of two smaller placeholders each, and a final large placeholder on the right. A right-pointing chevron is located on the right side of each blade. A red callout bubble with the letter 'A' is positioned to the left of the first blade. At the bottom of the wireframe, a horizontal arrow points to the right, indicating a scroll function.



**FUNCTIONAL ANNOTATIONS**

SCREEN DESCRIPTION: Video content pages would consist of the following items:

**A. VIDEO PLAYER**  
This video player has the following features:  
 • Play/Pause button  
 • Next button  
 • Audio On/Off button  
 • Audio volume  
 • Scrubber  
 • Time  
 • Fullscreen button

**B. VIDEO NAME**  
This is the name of the video.

**C. SOCIAL FUNCTION BUTTONS**  
These buttons are:  
 • Review  
 • Tweet  
 • Share  
 • Add to  
 When a user selects a social media function that sites login A.P.I. is displayed allowing login.

**D. RELEASE YEAR AND RATINGS**  
The release year, the MPAA rating and the reviews are displayed here. If the user clicks on a star, they enter that as their rating of the film.

**E. COPY**  
This is the descriptive copy of the film.

**F. META TAGS**  
These are the meta tags for the video.

**G. USER REVIEWS**  
These are the reviews that Con TV viewers wrote. Each review would contain viewer's image, name, and review. OnClick the user is taken to the reviewer's page.

**H. RECOMMENDED BALDE**  
These are the similar movies/content to the currently displayed video.

<b>VIDEO PAGE</b>	
User Experience and Information Architecture	v 1.2
File: CONTV_UI_V1.2.indd	11 of 33
Last Modified: 10/21/15	



**FUNCTIONAL ANNOTATIONS**

SCREEN DESCRIPTION: The News and Events page consists of "masoned" items.

**A. ROTATING CONTENT CAROUSEL**  
The image gallery houses images of spotlighted news and events.

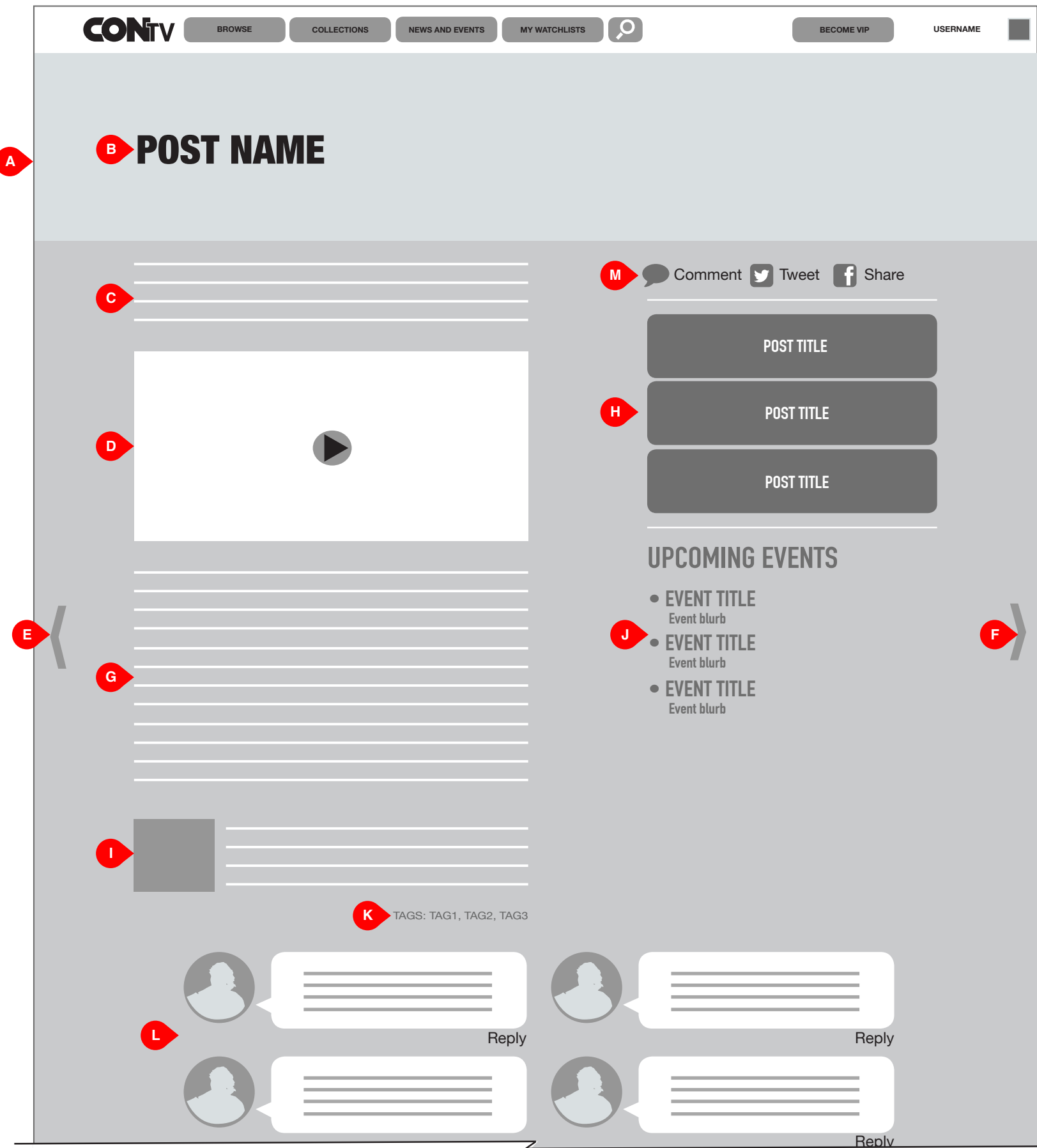
**B. CONTENT PARSING**  
These buttons allow the user to parse the feeds (news and events). When news or events is clicked, the content will show only that content. OnClick all displays all of the content.

**C. CONTENT CEL**  
This is one of the cels of content.

These cel sizes are:

- 1x1
- 1x2
- 2x1
- 2x2

<b>NEWS, EVENTS AND REVIEWS</b>		
User Experience and Information Architecture		
File: CONTV_UI_V1.2.indd		v 1.2
Last Modified: 10/21/15		12 of 33



**FUNCTIONAL ANNOTATIONS**

**SCREEN DESCRIPTION:** This is the layout for the news article.

**A. MAIN IMAGE**  
This is the main image of the post. A part of this image is shown on the cel.

**B. POST NAME**  
This is the name of the post.

**C. DESCRIPTION**  
This is the post's descriptive copy.

**D. OPTIONAL VIDEO**  
This is a video player that plays relevant videos for the post.

**E. SCROLL POST LEFT**  
This arrow allows the user to scroll to the previous post.

**F. SCROLL POST RIGHT**  
This arrow allows the user to scroll to the next post.

**G. POST MAIN COPY**  
This is the main copy of the post.

**H. RELEVANT POSTS**  
These are links to other posts.

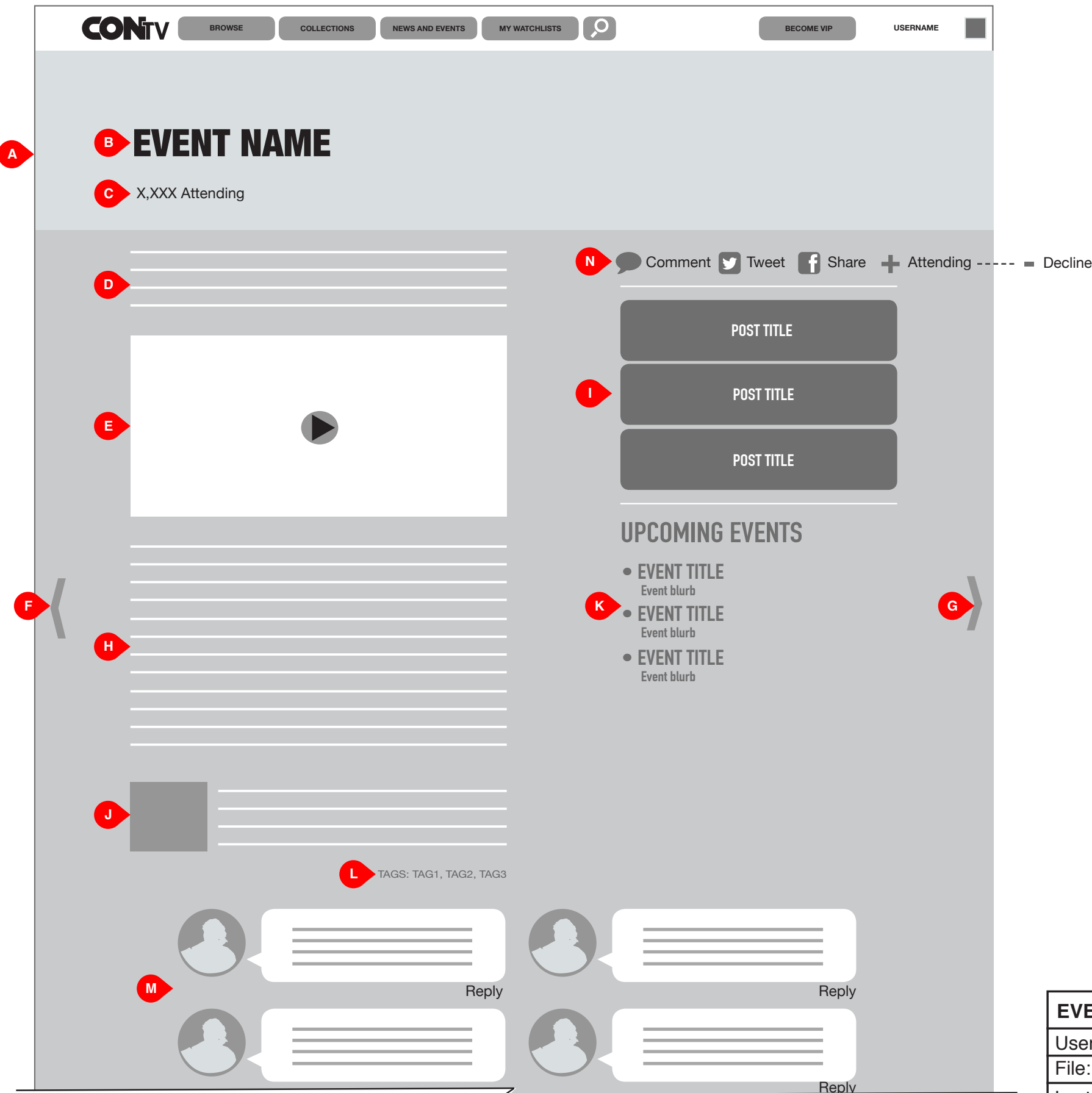
**I. AUTHOR INFORMATION**  
This is the author of the post. There is an image of the author as well as a blurb of descriptive information.

**J. EVENTS**  
These are the upcoming events.

**K. TAGS**  
These are the tags attributed to the article/page. These tags also help in parsing the site's content.

**L. USER COMMENTS**  
These are the comments that Con TV viewers wrote. Each comment would contain viewer's image, name, and review. OnClick the user is taken to the commenters's page.

<b>NEWS ITEM</b>	
User Experience and Information Architecture	v 1.2
File: CONTV_UI_V1.2.indd	13 of 33
Last Modified: 10/21/15	



**FUNCTIONAL ANNOTATIONS**

**SCREEN DESCRIPTION:** This is the layout for an event.

**A. MAIN IMAGE**  
This is the main image of the post. A part of this image is shown on the cel.

**B. POST NAME**  
This is the name of the post.

**C. ATTENDING**  
This is the number of people on the site attending this event.

**D. DESCRIPTION**  
This is the post's descriptive copy.

**E. OPTIONAL VIDEO**  
This is a video player that plays relevant videos for the post.

**F. SCROLL POST LEFT**  
This arrow allows the user to scroll to the previous post.

**G. SCROLL POST RIGHT**  
This arrow allows the user to scroll to the next post.

**H. POST MAIN COPY**  
This is the main copy of the post.

**I. RELEVANT POSTS**  
These are links to other posts.

**J. AUTHOR INFORMATION**  
This is the author of the post. There is an image of the author as well as a blurb of descriptive information.

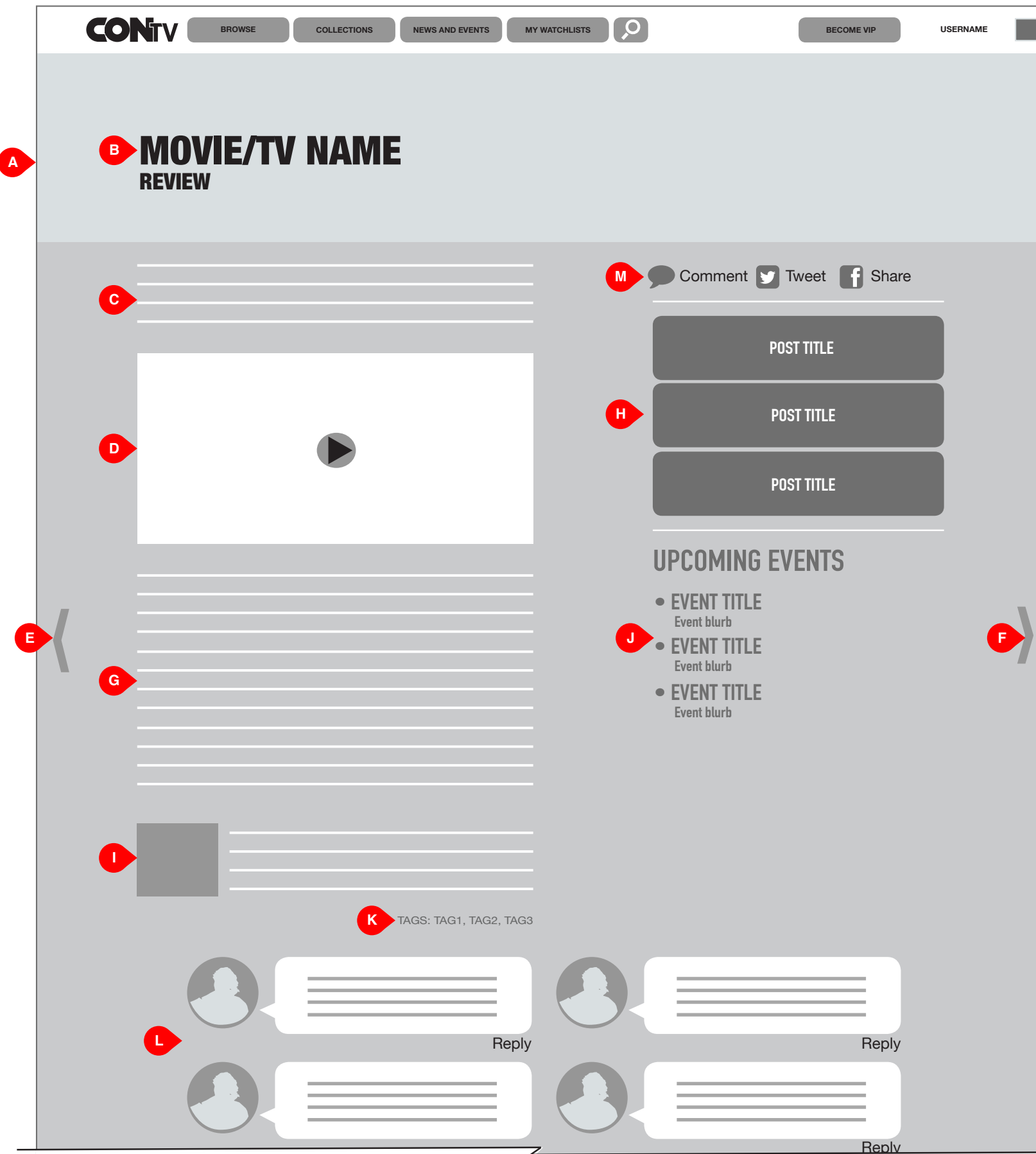
**K. EVENTS**  
These are the upcoming events.

**L. TAGS**  
These are the tags attributed to the article/page. These tags also help in parsing the site's content.

**M. USER COMMENTS**  
These are the comments that Con TV viewers wrote. Each comment would contain viewer's image, name, and review. OnClick the user is taken to the commenters's page.

**N. SOCIAL FUNCTION BUTTONS**  
These buttons are:  
 • Comment  
 • Tweet  
 • Share  
 • Attending/Decline: When the user selects "Attending", the Decline option replaces Attending.

<b>EVENT</b>	
User Experience and Information Architecture	v 1.2
File: CONTV_UI_V1.2.indd	14 of 33
Last Modified: 10/21/15	



**FUNCTIONAL ANNOTATIONS**

**SCREEN DESCRIPTION:** This is the layout for the review article.

**A. MAIN IMAGE**  
This is the main image of the post. A part of this image is shown on the cel.

**B. POST NAME**  
This is the name of the post.

**C. DESCRIPTION**  
This is the post's descriptive copy.

**D. OPTIONAL VIDEO**  
This is a video player that plays relevant videos for the post.

**E. SCROLL POST LEFT**  
This arrow allows the user to scroll to the previous post.

**F. SCROLL POST RIGHT**  
This arrow allows the user to scroll to the next post.

**G. POST MAIN COPY**  
This is the main copy of the post.

**H. RELEVANT POSTS**  
These are links to other posts.


**I. AUTHOR INFORMATION**  
This is the author of the post. There is an image of the author as well as a blurb of descriptive information.

**J. EVENTS**  
These are the upcoming events.

**K. TAGS**  
These are the tags attributed to the article/page. These tags also help in parsing the site's content.

**L. USER COMMENTS**  
These are the comments that Con TV viewers wrote. Each comment would contain viewer's image, name, and review. OnClick the user is taken to the commenters's page.

<b>NEWS ITEM</b>	
User Experience and Information Architecture	v 1.2
File: CONTV_UI_V1.2.indd	15 of 33
Last Modified: 10/21/15	



**FUNCTIONAL ANNOTATIONS**

**SCREEN DESCRIPTION:** The user's watchlists are viewed and edited on this page. Each watchlist is located in their own content blades.

**A. WATCHLIST NAME**

This is the name of the watchlist. When a watchlist is made the default title is "Watchlist 1", followed by "Watchlist 2", etc.

**B. VISIBILITY BUTTON**

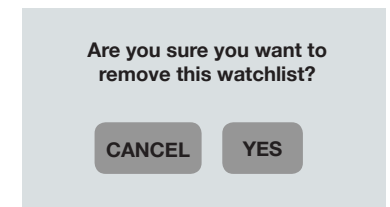
OnClick the user can hide and make visible their watchlist. Should the user hide a list all lists that any users whom have shared it will disappear.

**C. EDIT BUTTON**

OnClick the watchlist blade becomes editable (see G, H).

**D. DELETE WATCHLIST BUTTON**

OnClick a modal pops up that asks the user if they want to proceed with deleting the watchlist. Any deleted watchlist is removed from all other shared watchlists.



**E. PLAY ALL BUTTON**

OnClick all of the videos in the watchlist are played in order of placement.

**F. PLAY THIS VIDEO ON BUTTON**

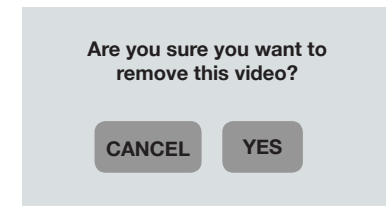
OnClick this video and all subsequent videos are played in order of placement.

**G. WATCHLIST NAME (EDITABLE STATE)**

The user changes the name of the watchlist here. When the user clicks on the edit button (C) a second time the change goes into effect.

**H. REMOVE VIDEO BUTTON**

OnClick this video is removed from the watchlist. A modal pops up that asks the user if they want to proceed with deleting the video.



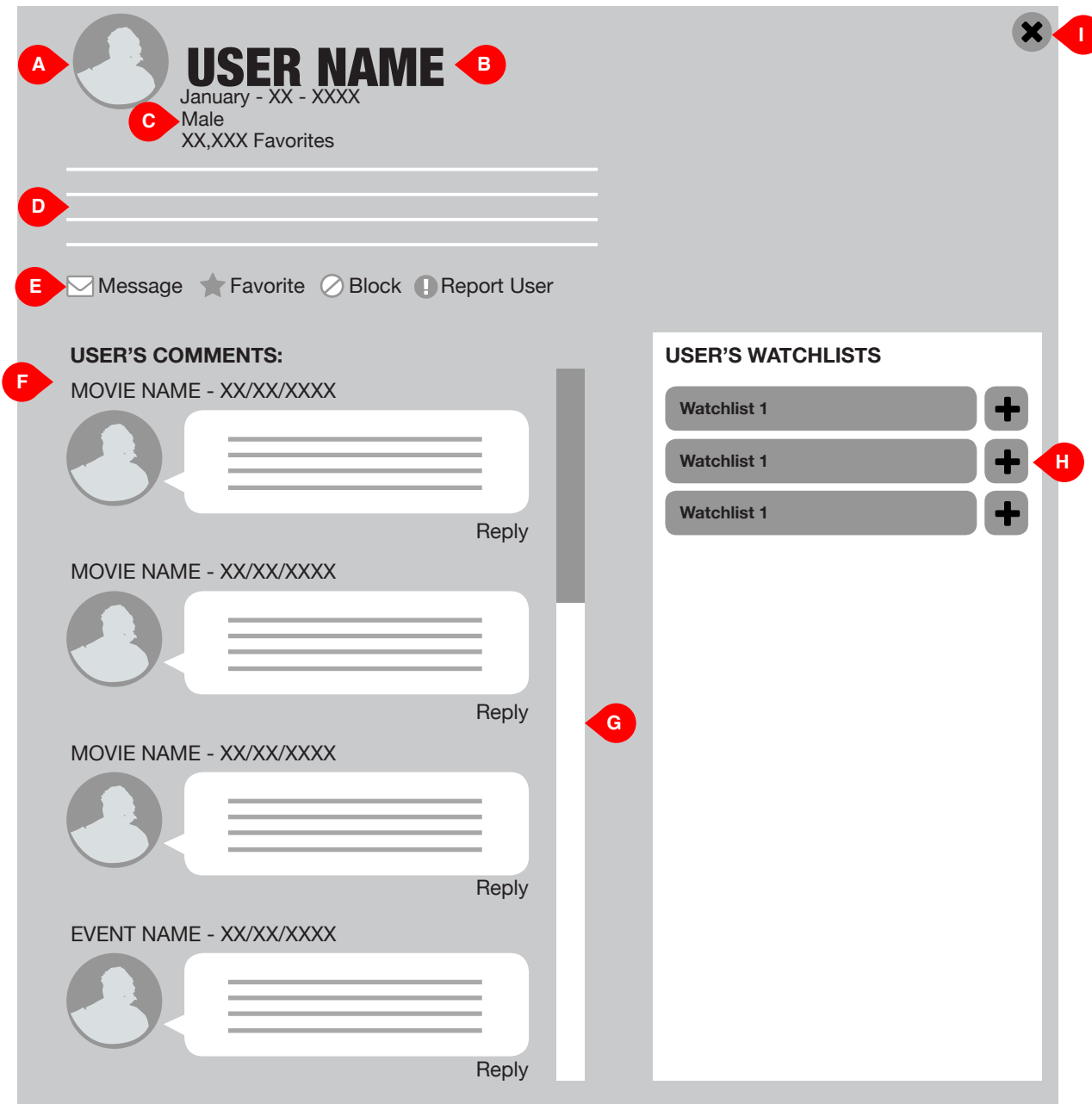
**MY WATCHLISTS**

User Experience and Information Architecture

File: CONTV\_UI\_V1.2.indd

Last Modified: 10/21/15





**FUNCTIONAL ANNOTATIONS**

SCREEN DESCRIPTION: This is the modal that appears when a user is clicked.

**A. USER IMAGE**

This is the image of the user.

**B. USER NAME**

This is the name of the user.

**B. USER INFORMATION**

This is the birthdate, gender and follower amount of the user.

**D. DESCRIPTION**

This is the user's descriptive.

**E. INTERACTION BUTTONS**

These buttons allow users to interact with each other. These functions are:

- Message: Allows users to message each other.
- Favorite: Adds the user as a favorite.
- Block: Blocks the user from future interactions.
- Report User: Reports the user for inappropriate behavior or content.

**F. USER COMMENTS**

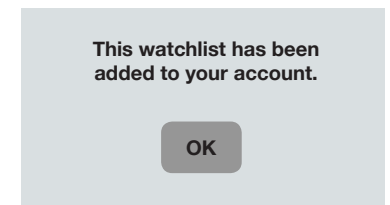
These are the comments that the user has posted. The commented item's (movie, event attending or news item) name and date are displayed.

**G. SCROLL BAR**

This allows for scrolling through the user's comments.

**H. USER'S WATCHLIST**

These are the watchlists that the user has created. Other users can watch or add watchlists to their account. When a user adds a list a modal pops up that indicates it's been added.



**I. CLOSE BUTTON**

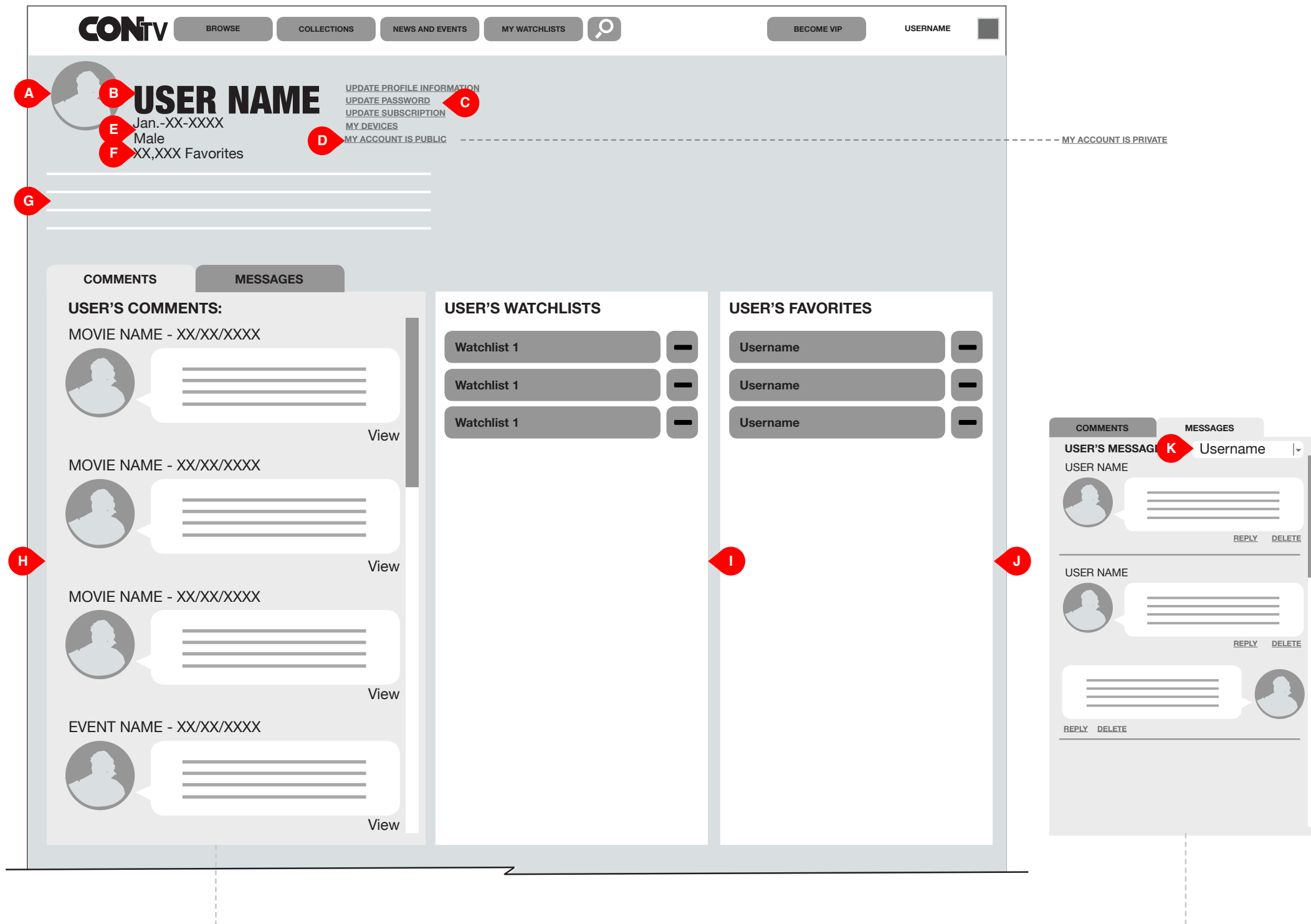
OnClick the modal is closed.

**USER INFO**

User Experience and Information Architecture

File: CONTV\_UI\_V1.2.indd

Last Modified: 10/21/15



**FUNCTIONAL ANNOTATIONS**

SCREEN DESCRIPTION: This is the screen that appears when a user views their account.

**A. USER IMAGE**

This is the image of the user.

**B. USER NAME**

This is the name of the user.

**C. USER BUTTONS**

These button do the following functions.

- Update Profile Information
- Update Password
- Update Subscription
- My Devices
- My Account is Public

**D. MY ACCOUNT IS PUBLIC BUTTON**

OnClick, the link reads "My account is private" and the users account is now private. In this state the user can't interact with other users.

**E. USER INFORMATION**

This is the birthdate and gender of the user.

**F. FAVORITE COUNT**

This is the number of favorites this user has.

**G. DESCRIPTION**

This is the user's description.

**H. COMMENTS/MESSAGES WINDOW**

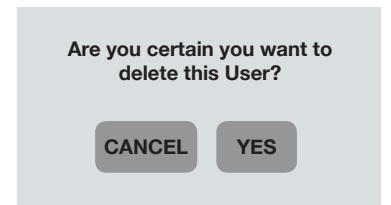
This window allows the user to check their comments and messages with other users.

**I. WATCHLIST**

This is the users watchlist. The user can remove their watchlists from this page as well as on their watchlists (page 13).

**J. FAVORITES**

These are the users that have selected the user as a "favorite". The user can block/remove the user via the button.



**K. USERNAME PULLDOWN**

The user can parse conversations with users via this pull-down.

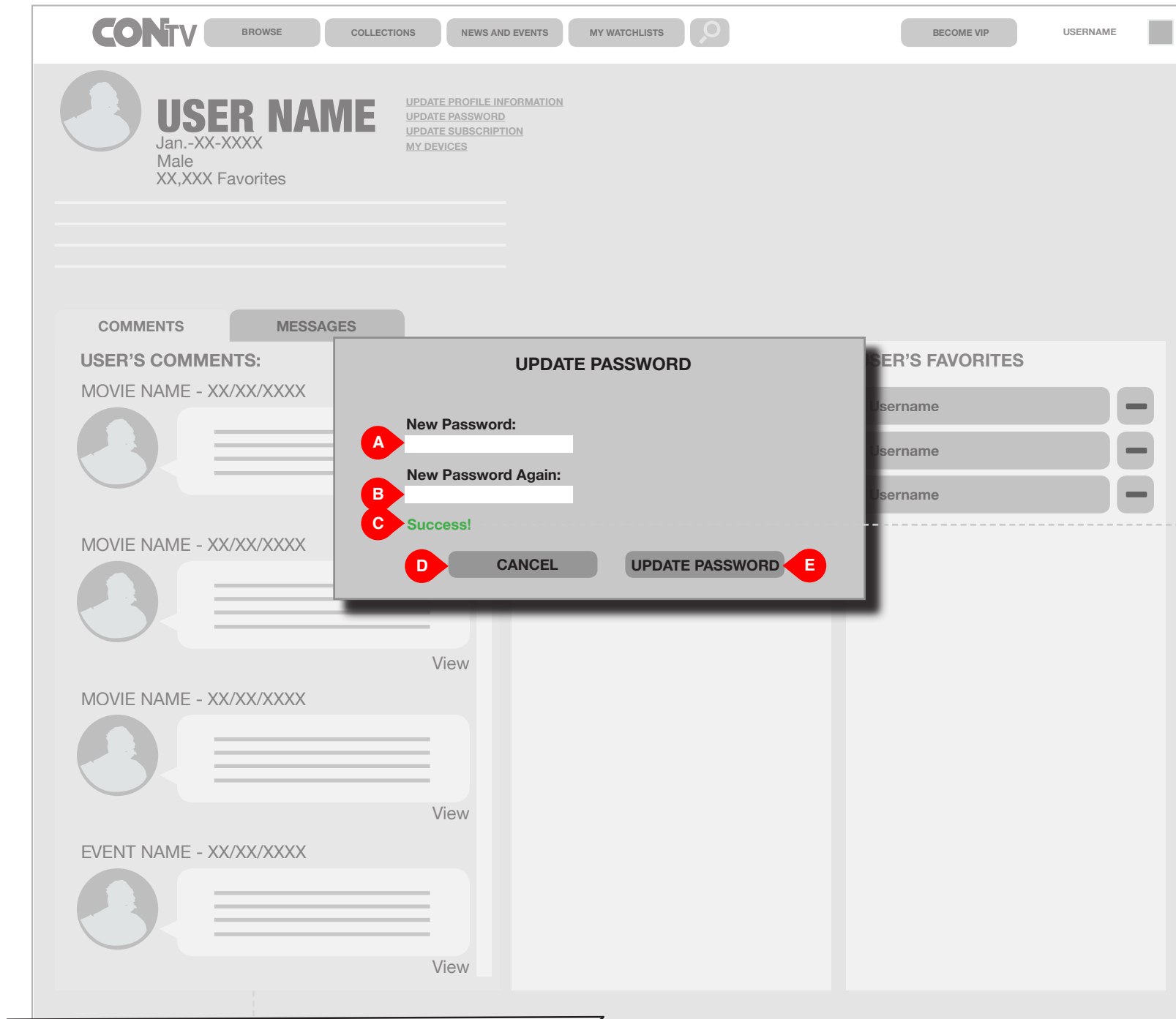
<b>USER ACCOUNT</b>	
User Experience and Information Architecture	
File: CONTV_UI_V1.2.indd	
Last Modified: 10/21/15	
	<b>v 1.2</b>
	<b>18 of 33</b>

The screenshot shows the 'UPDATE PROFILE INFORMATION' screen. At the top, there is a navigation bar with 'CONtv' logo, 'BROWSE', 'COLLECTIONS', 'NEWS AND EVENTS', 'MY WATCHLISTS', a search icon, 'BECOME VIP', and 'USERNAME'. Below this is a profile header with a user image (A), 'USER NAME' (B), and a 'CHANGE' button. The date of birth is shown as 'Jan. |>- XX|>- XXXX|>' (C) with a dropdown arrow. Gender is selected as 'Male' (D) with 'Female' as an option. Below the gender are links for 'UPDATE PROFILE INFORMATION', 'UPDATE PASSWORD', 'UPDATE SUBSCRIPTION', 'MY DEVICES', and 'MY ACCOUNT IS PUBLIC'. A 'XX,XXX Favorites' count is shown. A large text input field (E) is present. A 'SAVE CHANGES' button (F) is at the bottom right of the form. The lower section is divided into 'COMMENTS' and 'MESSAGES' tabs. Under 'COMMENTS', there are four entries, each with a user image, a message bubble, and a 'View' link. The 'USER'S WATCHLISTS' section shows three 'Watchlist 1' items with minus signs. The 'USER'S FAVORITES' section shows three 'Username' items with minus signs.

**FUNCTIONAL ANNOTATIONS**

**SCREEN DESCRIPTION:** This is the screen that appears when a user updates their profile information. When the user clicks the Update Profile Information, the following changes occur to the page:

- A. USER IMAGE**  
The user can change their image with a load image modal when they click the Change button.
- B. USER NAME**  
The user can change their name.
- C. DATE OF BIRTH PULLDOWNS**  
The user can change their birthdate via these pull-downs.
- D. GENDER RADIAL BUTTONS**  
The user can change their gender via these radial buttons.
- E. DESCRIPTION FIELD**  
The user can change their description.
- F. SAVE CHANGES BUTTON**  
OnClick the page editability ceases.



**FUNCTIONAL ANNOTATIONS**

**SCREEN DESCRIPTION:** This is the modal that appears when a user updates their password.

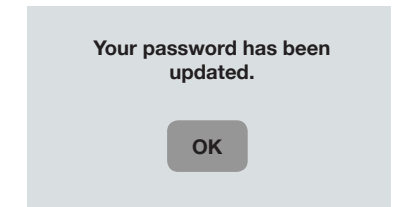
**A. NEW PASSWORD FIELD**  
The user enters their new password here.

**B. NEW PASSWORD AGAIN FIELD**  
The user re-enters their new password here.

**C. NEW PASSWORD STATUS**  
This copy indicates either success or failure with the new password.

**D. CANCEL BUTTON**  
OnClick the modal closes.

**E. CHANGE PASSWORD BUTTON**  
OnClick the password is changed and a modal appears indicating success.



Failure Message:  
**Passwords Do Not Match**

**UPDATE PASSWORD**

User Experience and Information Architecture

File: CONTV\_UI\_V1.2.indd

Last Modified: 10/21/15

**FUNCTIONAL ANNOTATIONS**

SCREEN DESCRIPTION: This is the page that appears when a user updates their account.

**A. CREDIT CARD RADIAL BUTTONS**  
The user selects their credit card type here.

**B. EMAIL FIELD**  
This is the field that the user enters their emails.

**C. EXPIRATION MONTH PULLDOWN**  
The user selects the expiration month via this pulldown.

**D. EXPIRATION YEAR PULLDOWN**  
The user selects the expiration year via this pulldown.

**E. SECURITY CODE FIELD**  
This is the field that the user enters their security code. There is also a description button to allow the user to see where the code can be found.

**F. PHONE NUMBER FIELD**  
This is the field that the user enters their phone number.

**G. STREET FIELD**  
This is the field that the user enters their street address.

**H. CITY FIELD**  
This is the field that the user enters their city.

**I. STATE PULLDOWN**  
The user selects their state via this pulldown.

**J. ZIP CODE FIELD**  
This is the field that the user enters their zip code.

**K. PROMOTIONAL CODE FIELD**  
This is the field that the user enters their promotional code. There is also an indicator below the field that shows if the code is valid.

**L. FAQ LINK**  
OnClick the user is navigated to the FAQ page.

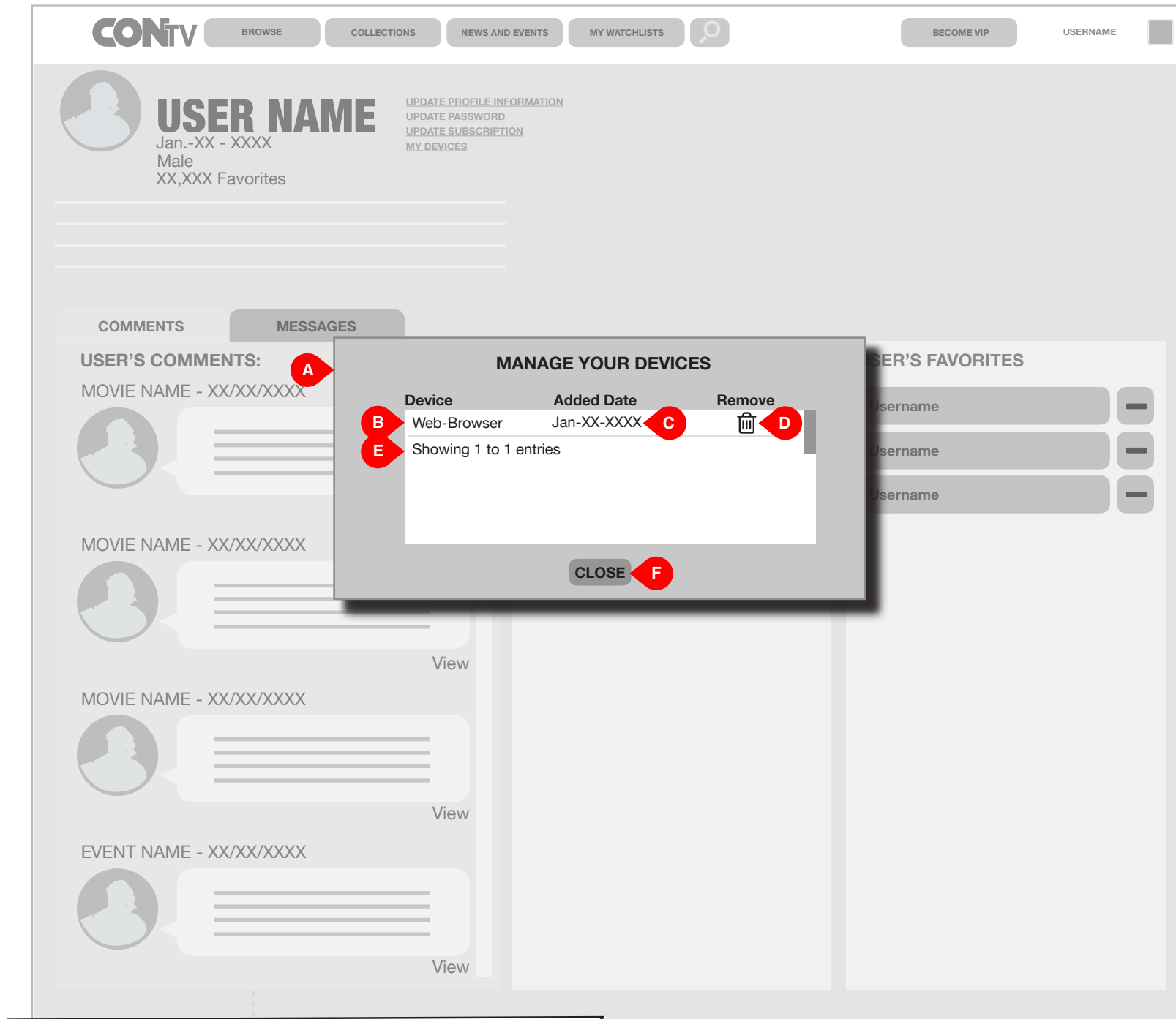
**M. CANCEL MY MEMBERSHIP/SUBSCRIPTION LINK**  
OnClick the user is navigated to the cancel my membership/subscription page.

**N. ABOUT SSL CERTIFICATES LINK**  
OnClick the user is navigated to the SSL Certificates page.

**O. SAVE CHANGES BUTTON**  
OnClick the information is saved and closed.

Failure Message:  
Incorrect Promotional Code

<b>UPDATE SUBSCRIPTION</b>		
User Experience and Information Architecture		
File: CONTV_UI_V1.2.indd		v 1.2
Last Modified: 10/21/15		21 of 33



**FUNCTIONAL ANNOTATIONS**

**SCREEN DESCRIPTION:** This modal shows the devices the user has logged in with their subscription.

**A. MY DEVICES MODAL**  
This modal contains the interactively for the user devices.

**B. DEVICE TYPE**  
This is the device type. Terminology is T.B.D.

**C. DATE ADDED**  
This is the date the device was added.

**D. REMOVE BUTTON**  
OnClick the device is removed from the list.

**E. DEVICE COUNT**  
This indicates the amount of devices the user has on their account.

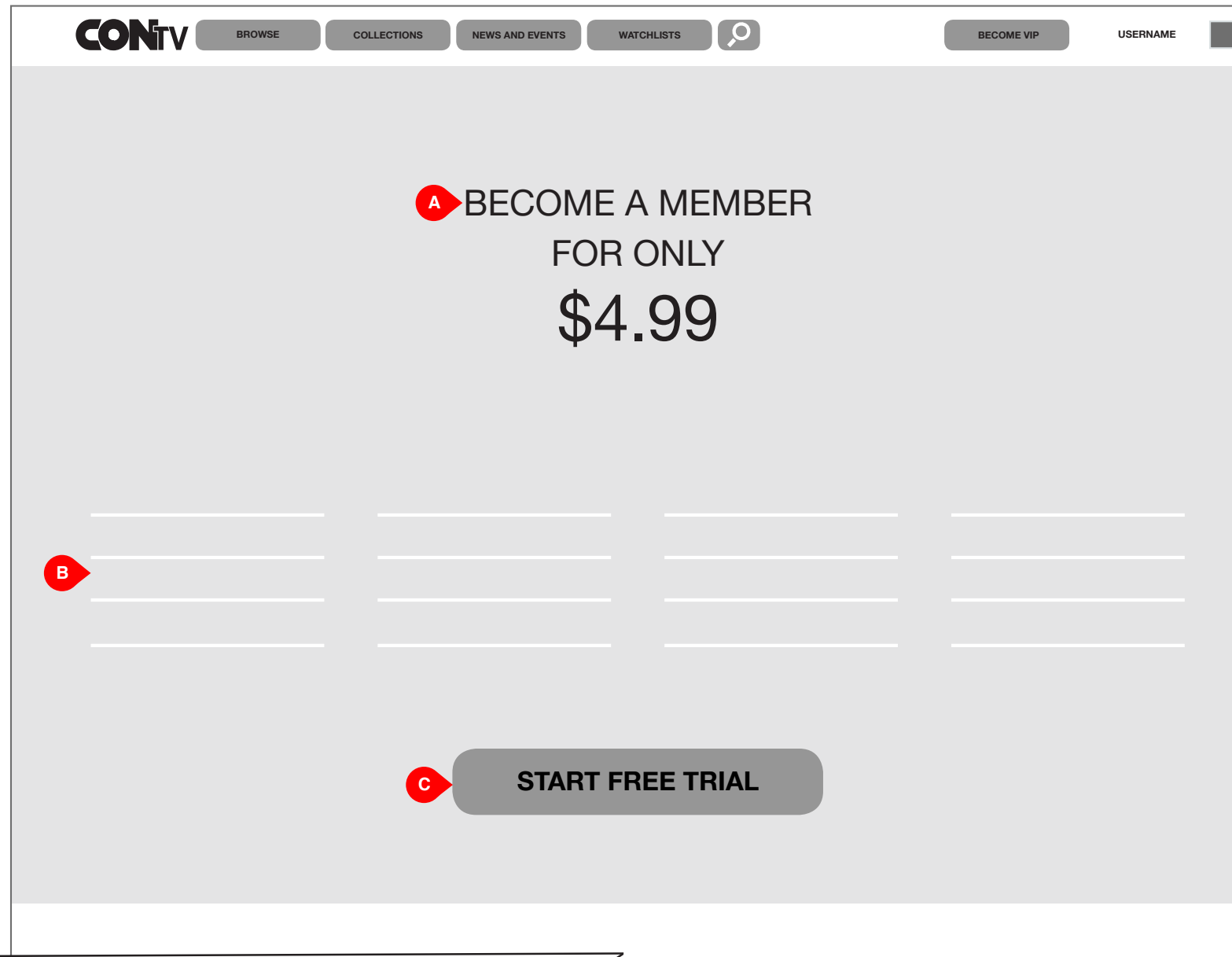
**F. CLOSE BUTTON**  
OnClick the modal is closed.

**MY DEVICES**

User Experience and Information Architecture

File: CONTV\_UI\_V1.2.indd

Last Modified: 10/21/15



**FUNCTIONAL ANNOTATIONS**

SCREEN DESCRIPTION: When the user clicks the become the V.I.P. button they will come to this page.

**A. BLURB**

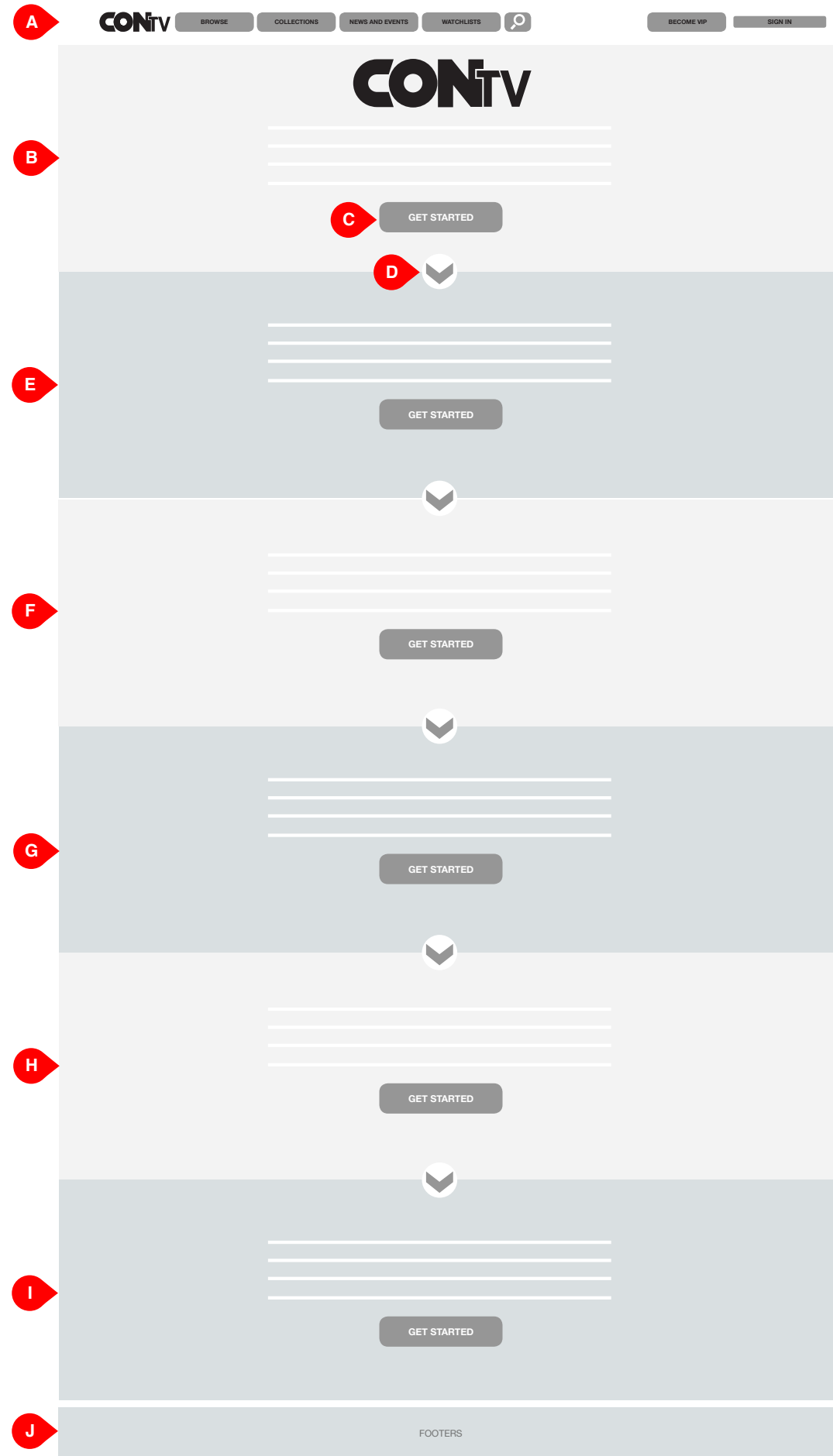
This is the descriptive copy of the page.

**B. UPSELL POINT COPY**

These four sections detail out upsell points of why the user should subscribe.

**C. START FREE TRIAL BUTTON**

OnClick the user is navigated to credit card processing page.



**FUNCTIONAL ANNOTATIONS**

SCREEN DESCRIPTION: The upsell strategy page shows users what they get when they join the service . This page will consist of the following:

- A. MAIN NAVIGATION**  
This is the main navigation of the site.
- B. ENJOY THE BEST BLADE**  
This blade has information detailing the systems Contv is available on.
- C. CALL TO ACTION BUTTON**  
OnClick the user is navigated to the subscribe page.
- D. NEXT BLADE BUTTON**  
OnClick the user is navigated down the page to the next blade.
- E. LIVE CELEBRITIES BLADE**  
This blade has information detailing the celebrities featured on live broadcasts.
- F. ORIGINAL CONTENT BLADE**  
This blade has information detailing Contv's original content.
- G. MOVIES AND SHOWS BLADE**  
This blade has information detailing the movies and television shows CONtv carries.
- H. CONVENTION PERKS BLADE**  
This blade has information detailing the convention perks subscribers have.
- I. PRICE BLADE**  
This blade has information about the upsell here.
- J. FOOTER**  
This is the sites footer.

<b>UPSELL PAGE</b>	 v 1.2 24 of 33
User Experience and Information Architecture	
File: CONTV_UI_V1.2.indd Last Modified: 10/21/15	



BROWSE
COLLECTIONS
NEWS AND EVENTS
WATCHLISTS
SEARCH

BECOME VIP
USERNAME

### Step 1: Create your CONtv account

First Name:

Email:

Password:

Month I was born:

I'm Male  I'm Female

Last Name:

You'll use this to login

Confirm Password:

Day:  Year:

By clicking Continue, you agree to the CONtv [Terms of Use](#) and [Privacy Policy](#).

CONTINUE

**FUNCTIONAL ANNOTATIONS**

SCREEN DESCRIPTION: This is the first screen a new user views when they register.

**A. FIRST NAME FIELD**  
This is the field where the user enters their first name.

**B. LAST NAME FIELD**  
This is the field where the user enters their last name.

**C. EMAIL FIELD**  
This is the field where the user enters their email.

**D. PASSWORD FIELD**  
This is the field where the user enters their password.

**E. CONFIRM PASSWORD FIELD**  
This is the field where the user re-enters their password.

**F. DATE OF BIRTH PULLDOWNS**  
The user can change their birthdate via these pull downs.

**G. GENDER RADIAL BUTTONS**  
The user can change their gender via these radial buttons.

**H. TERMS OF USE LINK**  
OnClick this link navigates the user to the Terms of Use page.

**I. POLICY PRIVACY LINK**  
OnClick this link navigates the user to the Privacy Policy page.

**J. CONTINUE BUTTON**  
OnClick this user is navigated to the second register page.

Failure Message:  
**Passwords Do Not Match**

FOOTERS

**CONtv**
BROWSE
COLLECTIONS
NEWS AND EVENTS
WATCHLISTS
SEARCH
BECOME VIP
USERNAME

**Step 2: Input your payment information**

**A**

Email:

**B**

Expiration Month:  Expiration Year:

**C**  **D**

Security Code:  Phone Number:

**E**  **F**

Street:  City:

**G**  **H**

State:  Zip Code:

**I**  **J**

Promotional Code:

**K**

Success! -----

**L** About SSL Certificates

**M** CONFIRM SUBSCRIPTION

Failure Message:  
**Incorrect Promotional Code**

FOOTERS

**FUNCTIONAL ANNOTATIONS**

**SCREEN DESCRIPTION:** This is the second page that appears when a user registers.

**A. CREDIT CARD RADIAL BUTTONS**  
The user selects their credit card type here.

**B. EMAIL FIELD**  
This is the field that the user enters their emails.

**C. EXPIRATION MONTH PULLDOWN**  
The user selects the expiration month via this pulldown.

**D. EXPIRATION YEAR PULLDOWN**  
The user selects the expiration year via this pulldown.

**E. SECURITY CODE FIELD**  
This is the field that the user enters their security code. There is also a description button to allow the user to see where the code can be found.

**F. PHONE NUMBER FIELD**  
This is the field that the user enters their phone number.

**G. STREET FIELD**  
This is the field that the user enters their street address.

**H. CITY FIELD**  
This is the field that the user enters their city.

**I. STATE PULLDOWN**  
The user selects their state via this pulldown.

**J. ZIP CODE FIELD**  
This is the field that the user enters their zip code.

**K. PROMOTIONAL CODE FIELD**  
This is the field that the user enters their promotional code. There is also an indicator below the field that shows if the code is valid.

**L. ABOUT SSL CERTIFICATES LINK**  
OnClick the user is navigated to the SSL Certificates page.

**M. CONFIRM SUBSCRIPTION BUTTON**  
OnClick the information is saved and are navigated to the Index page.

**CONtv** BROWSE COLLECTIONS NEWS AND EVENTS MY WATCHLISTS BECOME VIP SIGN IN

**USER NAME**  
 Jan.-XX - XXXX  
 Male  
 XX,XXX Favorites

[UPDATE PROFILE INFORMATION](#)  
[UPDATE PASSWORD](#)  
[UPDATE SUBSCRIPTION](#)  
[MY DEVICES](#)

**CANCEL MY MEMBERSHIP/SUBSCRIPTION**

**A**  Please cancel my VIP membership

Reasons for cancelling my VIP membership (optional):

**B**

Other reason not listed:

**C**

**D** [CANCEL MY CONTV ACCOUNT](#)

**E** **SAVE CHANGES**

**FUNCTIONAL ANNOTATIONS**

**SCREEN DESCRIPTION:** This is the page that appears when a user wants to cancel their paid membership or subscription.

**A. CANCEL MY MEMBERSHIP CHECKBOX**  
 The user checks here if they want to cancel their membership. A user can select both checkboxes if they are inclined.

**B. CANCELLATION REASON PULLDOWN**  
 The user selects their reason for cancelling via this pulldown.

**C. OTHER REASON FIELD**  
 The user inputs their reason in this field.

**D. CANCEL MY CONTV ACCOUNT LINK**  
 OnClick a modal appears that confirms the cancelling of the account.

**E. SAVE CHANGES BUTTON**  
 OnClick the information is saved and closed.

Are you sure you want to cancel your (account type)?

**CANCEL** **YES**

Your subscription has been cancelled.

**OK**

**CANCEL MY MEMBERSHIP/SUBSCRIPTION**

User Experience and Information Architecture

File: CONTV\_UI\_V1.2.indd

Last Modified: 10/21/15

**BLOCK USER NAME**

**A**  Please block this user

Reasons for blocking User Name

**B**

Other reason not listed:

**C**

**D** CANCEL      **E** BLOCK USER

**FUNCTIONAL ANNOTATIONS**

SCREEN DESCRIPTION: This is the modal that appears when a user is blocked.

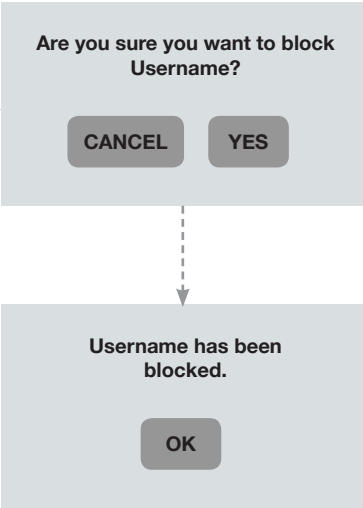
**A. BLOCK CHECKBOX**  
The user checks here if they want to block a user.

**B. BLOCKING REASON PULLDOWN**  
The user selects their reason for blocking via this pulldown.

**C. OTHER REASON FIELD**  
The user inputs their reason in this field.

**D. CANCEL BUTTON**  
OnClick the user is navigated to the previous modal..

**E. BLOCK USER BUTTON**  
OnClick the user is asked if they are certain they'd like to block the user.



<b>BLOCK USER</b>
User Experience and Information Architecture
File: CONTV_UI_V1.2.indd
Last Modified: 10/21/15

**REPORT USER NAME**

**A**  Please report this user

Reasons for reporting User Name

**B**

Other reason not listed:

**C**

**D** 
 **E**

**FUNCTIONAL ANNOTATIONS**

SCREEN DESCRIPTION: This is the modal that appears when a user is reported for their conduct or posting questionable content.

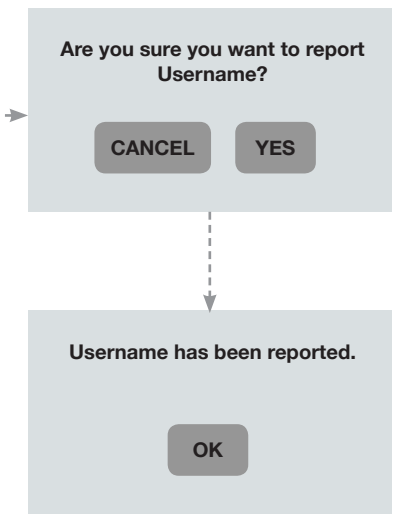
**A. REPORT CHECKBOX**  
The user checks here if they want to report a user.

**B. REPORT REASON PULLDOWN**  
The user selects their reason for reporting another user via this pulldown.

**C. OTHER REASON FIELD**  
The user inputs their reason in this field.

**D. CANCEL BUTTON**  
OnClick the user is navigated to the previous modal..

**E. REPORT USER BUTTON**  
OnClick the user is asked if they are certain they'd like to report the user.



<b>REPORT USER</b>	
User Experience and Information Architecture	v 1.2
File: CONTV_UI_V1.2.indd	29 of 33
Last Modified: 10/21/15	

**CONtv** BROWSE COLLECTIONS NEWS AND EVENTS WATCHLISTS BECOME VIP SIGN IN

**FAQ**

**A** QUESTION.1  
QUESTION.2  
QUESTION.3  
QUESTION.4  
QUESTION.5  
QUESTION.6

**B** QUESTION 1

**C**

QUESTION 2

QUESTION 3

FOOTERS

**FUNCTIONAL ANNOTATIONS**

SCREEN DESCRIPTION: This page has frequently asked questions.

**A. QUESTION LINKS**

OnClick the user is navigated down page to the corresponding question.

**B. QUESTION**

This is the question.

**C. QUESTION COPY**

This is the answer to the question.

<b>FAQ</b>	
User Experience and Information Architecture	v 1.2
File: CONTV_UI_V1.2.indd	30 of 33
Last Modified: 10/21/15	



**FUNCTIONAL ANNOTATIONS**

SCREEN DESCRIPTION: This page has the sites terms of use.

**C. TERMS OF USE COPY**  
This is the terms of use.

<b>TERMS OF USE</b>	
User Experience and Information Architecture	
File: CONTV_UI_V1.2.indd	v 1.2
Last Modified: 10/21/15	31 of 33

CON TV | BROWSE | COLLECTIONS | NEWS AND EVENTS | WATCHLISTS | BECOME VIP | SIGN IN

### PRIVACY POLICY

A

FOOTERS

**FUNCTIONAL ANNOTATIONS**

**SCREEN DESCRIPTION:** This page has the sites privacy policy.

**C. TERMS OF USE COPY**  
This is the privacy policy.

**PRIVACY POLICY**

User Experience and Information Architecture

File: CONTV\_UI\_V1.2.indd

Last Modified: 10/21/15



