


TABLE OF CONTENTS	2
LOADING SCREEN	3
SPLASH SCREEN	4
LOGIN SCREEN	5
CREATE ACCOUNT	6
3-TIER UPSELL MODAL	7
SUCCESSFUL SUBSCRIPTION MODAL	8
HOME PAGE (NON-MEMBERS)	9
HOME PAGE (MEMBERS)	10
MAIN NAVIGATION DRAWER	11
PRODUCT PAGE MODAL	12
GENRE PAGE	13
GENRE SUB PAGE	14
PROFILE	15
GENERAL INFORMATION	16
EDIT YOUR PROFILE	17

TABLE OF CONTENTS	
User Experience and Information Architecture	
File: DOCURAMA_UI_TABLET_V1.3.indd	v 1.3
Last Modified: 11/18/15	2 of 18



FUNCTIONAL ANNOTATIONS

SCREEN DESCRIPTION: While the app is loading the name of the app is shown.

A. APP LOGO


This is the logo for the App. OnClick the user navigates to the Home Page.

LOADING SCREEN

User Experience and Information Architecture

File: DOCURAMA_UI_TABLET_V1.3.indd

Last Modified: 11/18/15



FUNCTIONAL ANNOTATIONS

SCREEN DESCRIPTION: The splash screen has two options for the user.

A. DESCRIPTIVE COPY

This copy describes the Docurama service.

B. SIGN UP BUTTON

OnClick the user is navigated to the sign up screen.

C. LOG IN BUTTON

OnClick the user is navigated to the log in screen

D. LOG IN WITH FACEBOOK BUTTON

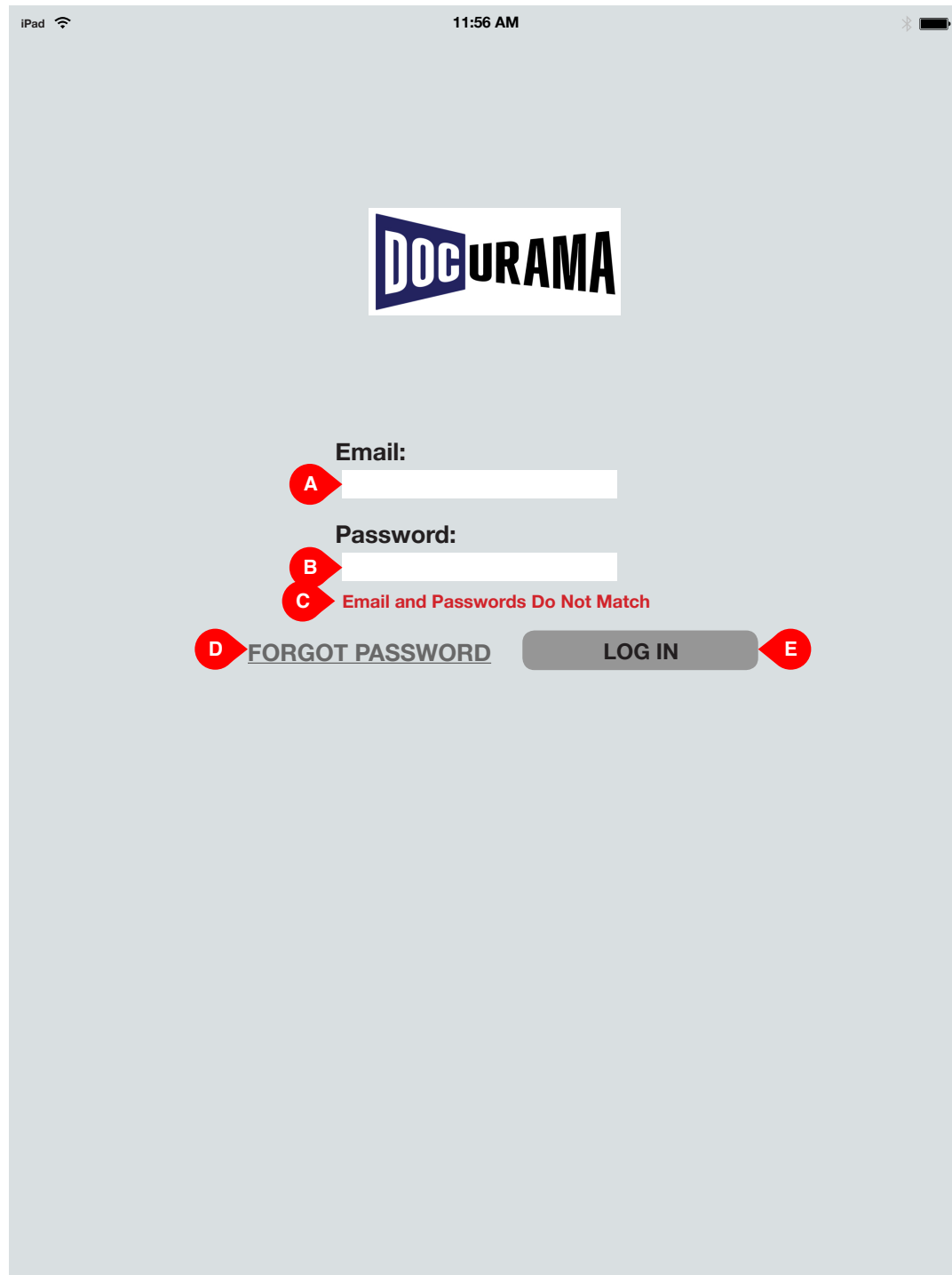
OnClick the Facebook API is shown to allow login through Facebook.

SPLASH SCREEN

User Experience and Information Architecture

File: DOCURAMA_UI_TABLET_V1.3.indd

Last Modified: 11/18/15



FUNCTIONAL ANNOTATIONS

SCREEN DESCRIPTION: The user can log in to the service via this page.

A. EMAIL FIELD

The user enters their email in this field.

B. PASSWORD FIELD

The user enters their password in this field.

C. ALERT

This alert appears if the email and password do not match.

D. FORGOT PASSWORD LINK

OnClick the user is navigated to the forgot password page.

E. LOG IN BUTTON

OnClick the user is navigated to the Index page.

LOGIN SCREEN

User Experience and Information Architecture

File: DOCURAMA_UI_TABLET_V1.3.indd

Last Modified: 11/18/15

11:56 AM

DOCURAMA

Please Create Your Account

First Name: Last Name:

Email Address:

Password: Password Again:

Success!

By clicking 'Sign up,' you agree to the Docurama [Terms of Use and Privacy Policy](#).

SIGN UP

Failure Message:
Passwords Do Not Match

FUNCTIONAL ANNOTATIONS

SCREEN DESCRIPTION: The user creates their Docurama account on this page.

A. FIRST NAME FIELD
This is the field where the user enters their first name.

B. LAST NAME FIELD
This is the field where the user enters their last name.

C. EMAIL FIELD
This is the field where the user enters their email.

D. PASSWORD FIELD
This is the field where the user enters their password.

E. CONFIRM PASSWORD FIELD
This is the field where the user re-enters their password.

F. TERMS OF USE LINK
OnClick this link navigates the user to the Terms of Use page.

G. POLICY PRIVACY LINK
OnClick this link navigates the user to the Privacy Policy page.

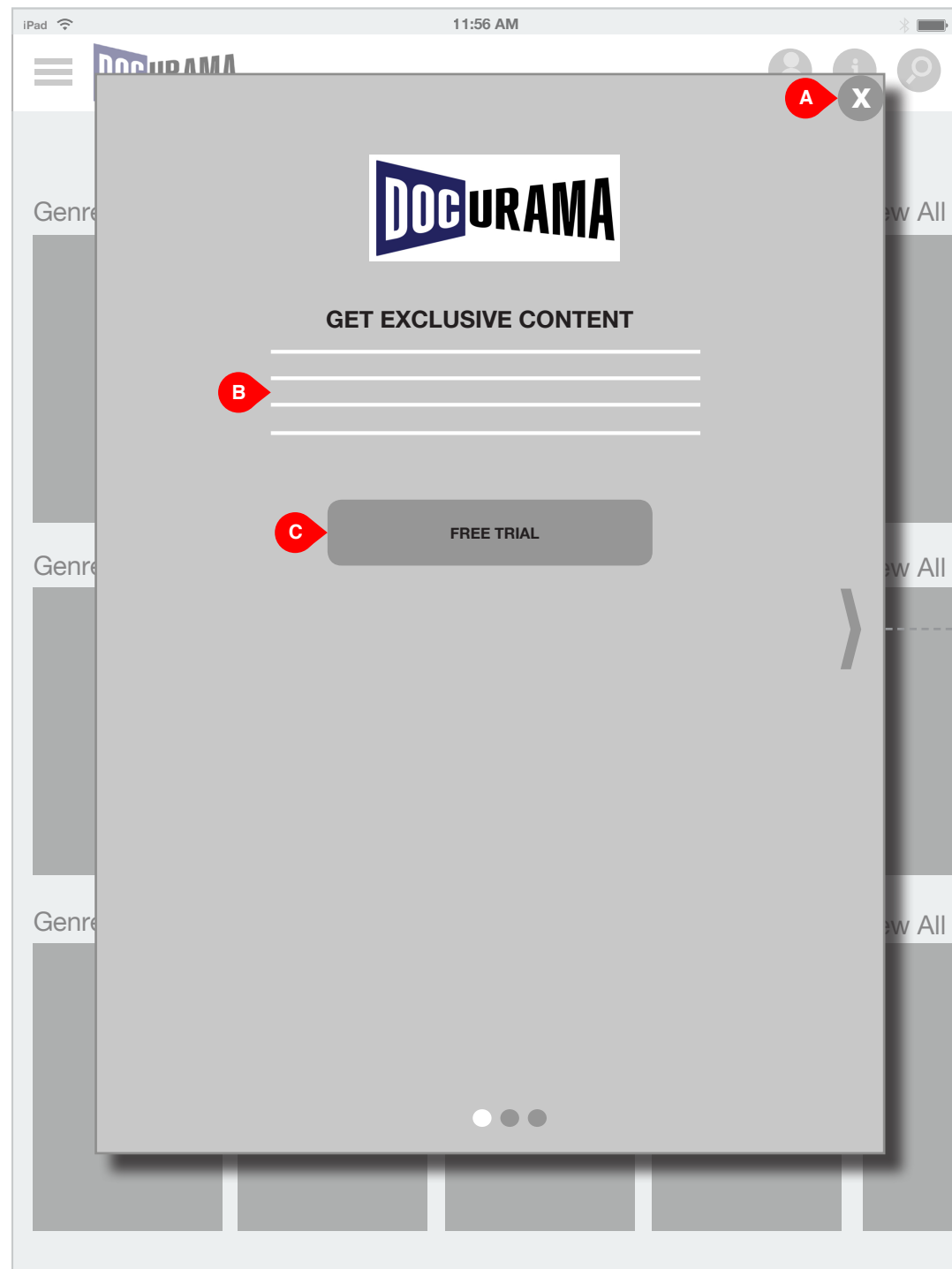
H. SIGN UP BUTTON
OnClick this user is navigated to the successful subscription page.

CREATE ACCOUNT

User Experience and Information Architecture

File: DOCURAMA_UI_TABLET_V1.3.indd

Last Modified: 11/18/15



FUNCTIONAL ANNOTATIONS

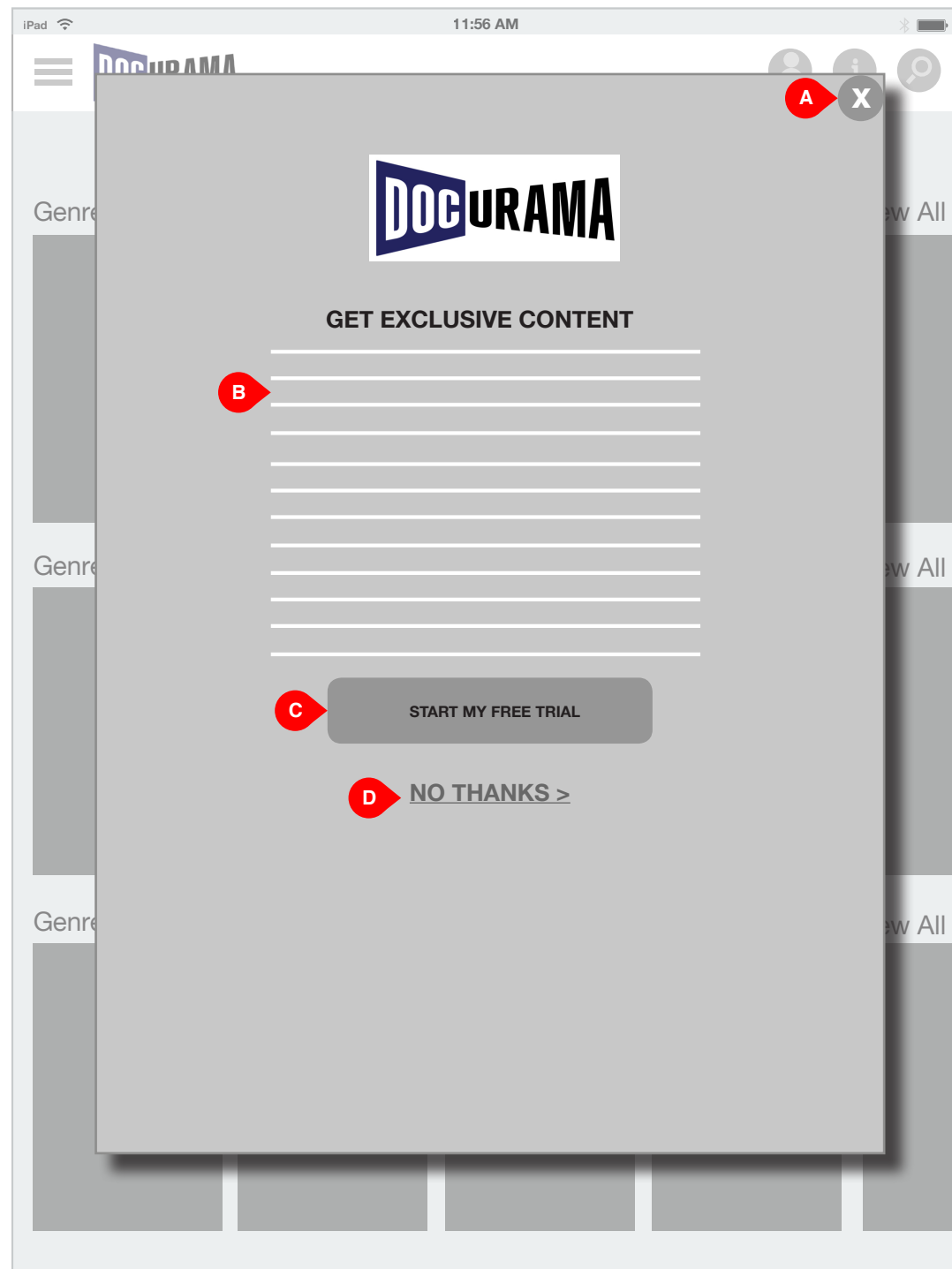
SCREEN DESCRIPTION: This modal is the upsell for the service. The user arrives here if they try and access a piece of content only allowed for members. The user accesses the 2nd and 3rd pages by swiping left and right.

A. CLOSE BUTTON
OnClick the modal is closed.

B. PERKS COPY
This content describes what the perks of the service are.

C. FREE TRIAL BUTTON
OnClick the user is navigated to the membership modal.

D. NO THANKS LINK
OnClick the modal is closed.



FUNCTIONAL ANNOTATIONS

SCREEN DESCRIPTION: When a user selects to become a member via a link they are sent to this page via the become a member link.

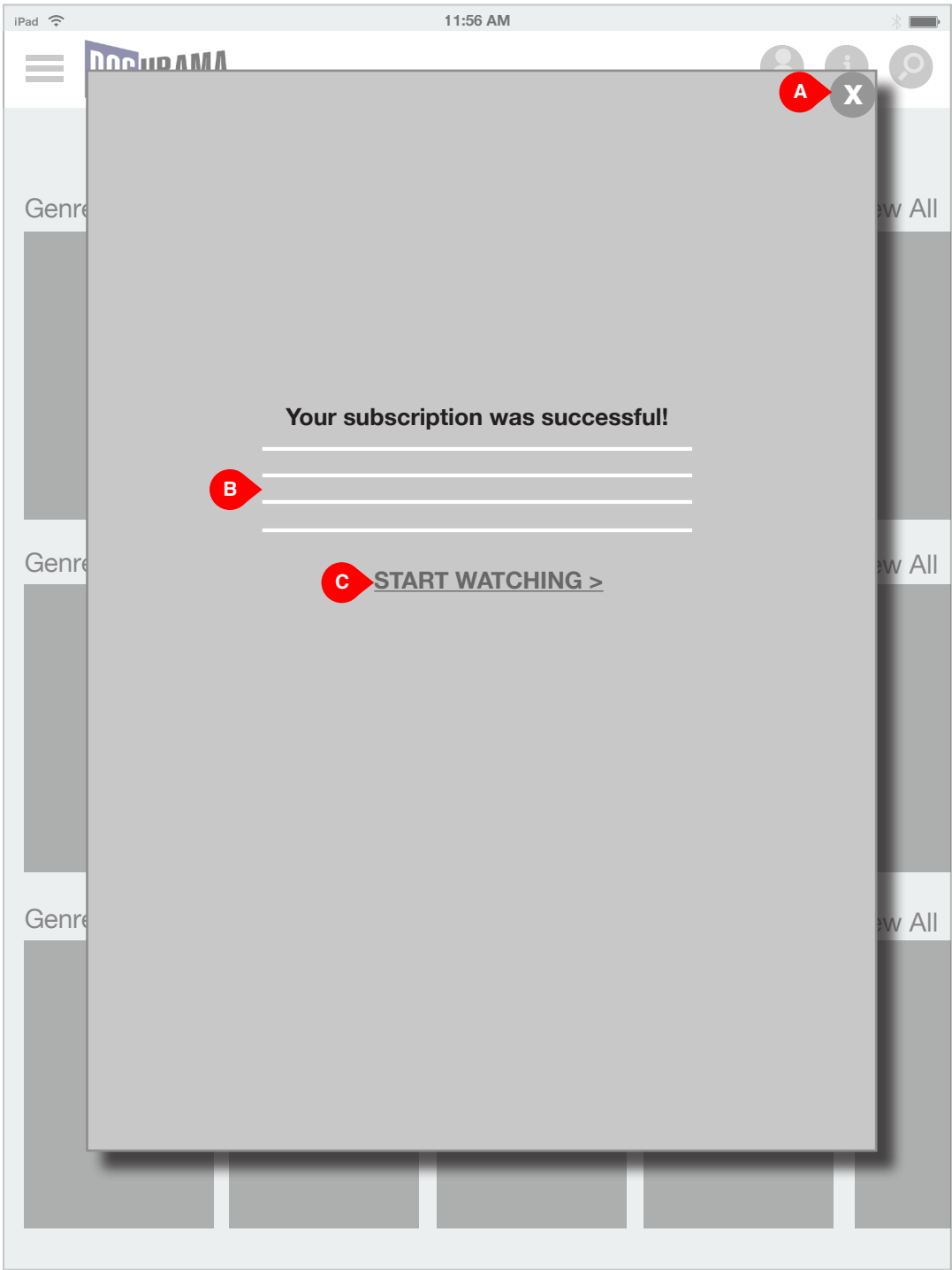
A. CLOSE BUTTON
OnClick the modal is closed.

B. PERKS COPY
This content describes what the perks of the service are.

C. JOIN NOW BUTTON
OnClick the user is navigated to the membership modal.

D. NO THANKS LINK
OnClick the modal is closed.

DETAIL UPSELL MODAL		
User Experience and Information Architecture		
File: DOCURAMA_UI_TABLET_V1.3.indd		
Last Modified: 11/18/15		v 1.3 8 of 18



FUNCTIONAL ANNOTATIONS

SCREEN DESCRIPTION: This modal appears once the user has successfully created their account.

A. CLOSE BUTTON
OnClick the modal is closed.

B. SUBSCRIPTION COPY
This copy describes the service.


C. START WATCHING LINK
OnClick the user is navigated to the home page.

SUCCESSFUL SUBSCRIPTION MODAL

User Experience and Information Architecture

File: DOCURAMA_UI_TABLET_V1.3.indd

Last Modified: 11/18/15



FUNCTIONAL ANNOTATIONS

SCREEN DESCRIPTION: This is the home page of the app. The user can select movies or series to view from this screen as well as take care of their account type.

A. MAIN NAVIGATION HAMBURGER
OnClick the main navigation drawer slides open from the left to the right.

B. PROFILE BUTTON
OnClick the profile menu is displayed.

C. GENERAL INFORMATION BUTTON
OnClick the general information menu is displayed.

D. SEARCH BUTTON
OnClick a search field is displayed.

E. ROTATING CONTENT CAROUSEL
The carousel houses images of content available on the service. There is also an indicator showing the user which image they are on.

F. CONTENT TYPE
This copy describes the type of content is indicated in this section.

G. CONTENT BUTTON
OnClick the user is navigated to that contents product page.

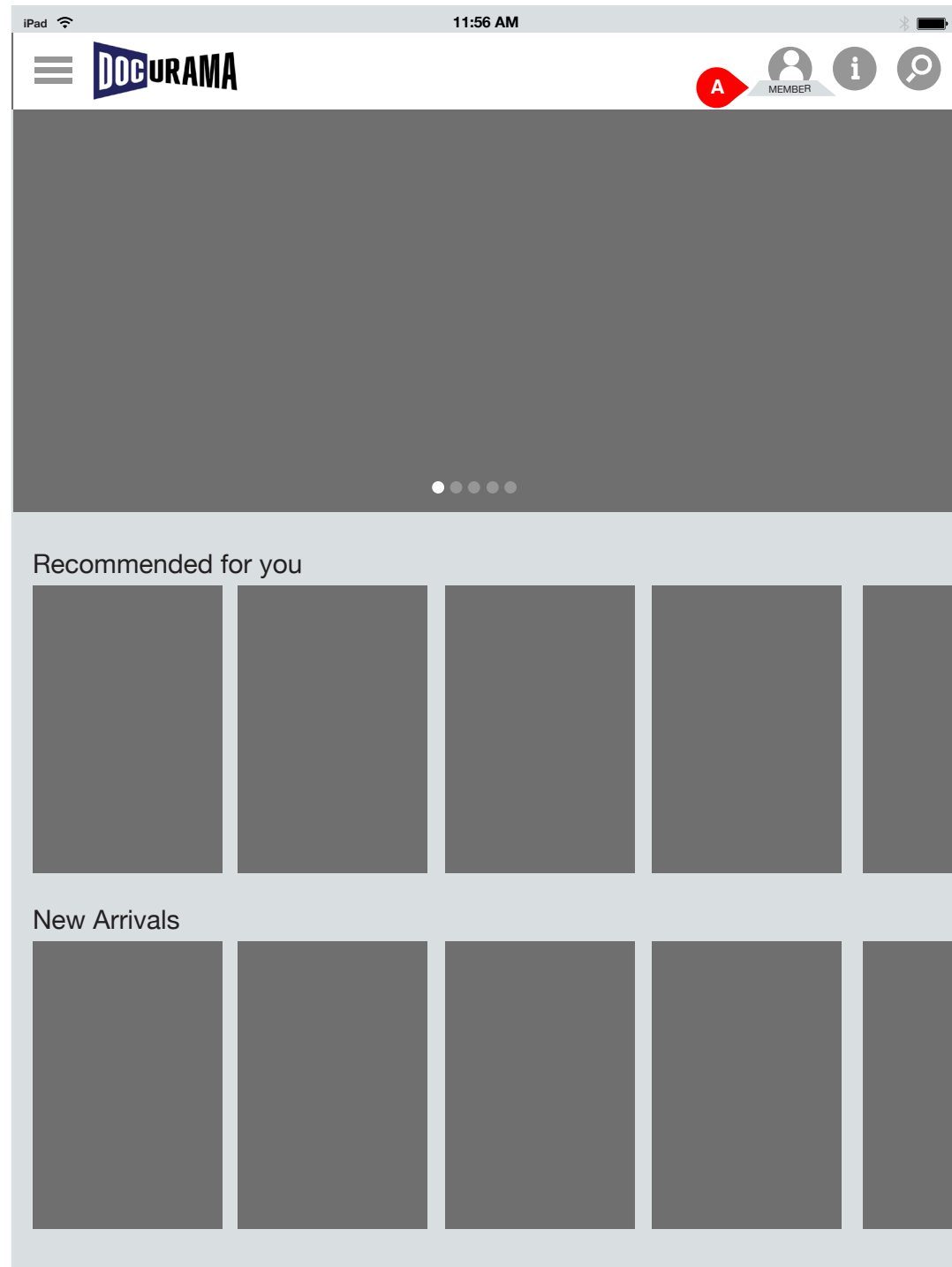
H. MEMBERS ONLY INDICATOR
This indicates that this piece of content is only viewable by paid members. OnClick the user is navigated to that piece of contents product modal.

HOME PAGE (NON-MEMBERS)

User Experience and Information Architecture

File: DOCURAMA_UI_TABLET_V1.3.indd

Last Modified: 11/18/15



FUNCTIONAL ANNOTATIONS

SCREEN DESCRIPTION: If the user is a member there is no limitation to what the user can view. All of the members only indicator are removed.

A. LOGIN STATUS


Should the user log in with Facebook, this image will change to show the user's Facebook image. Also, when a user is a member, there is a member indicator.

HOME PAGE (MEMBERS)

User Experience and Information Architecture

File: DOCURAMA_UI_TABLET_V1.3.indd

Last Modified: 11/18/15



FUNCTIONAL ANNOTATIONS

SCREEN DESCRIPTION: When the user clicks on the hamburger the navigation drawer slides in from the left to the right. Members have a different navigation layout. The main page scales in the background as the drawer slides out.

A. BECOME A MEMBER BUTTON
OnClick the user is navigated to the detail upsell modal.

B. HOME BUTTON
OnClick the user is navigated to the home page.

C. MY WATCHLIST BUTTON
OnClick the user is navigated to their watchlist.

D. RECENTLY WATCHED BUTTON
OnClick the user is navigated to their recently watched content.


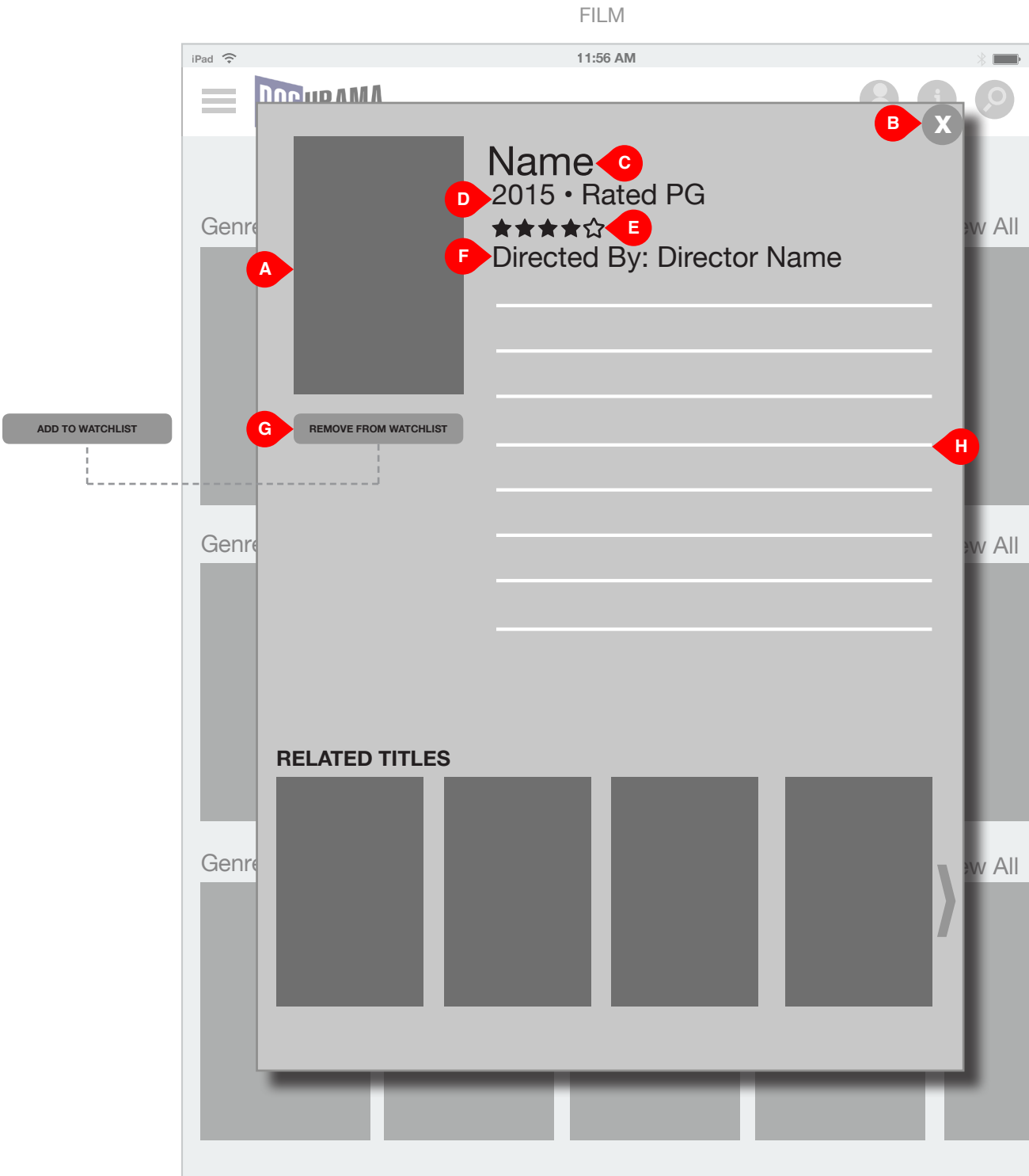
E GENRES BUTTON
The different types of genres are indicated here. On-Click the user is navigated to the specific genre page.

MAIN NAVIGATION DRAWER


User Experience and Information Architecture

File: DOCURAMA_UI_TABLET_V1.3.indd

Last Modified: 11/18/15



- FUNCTIONAL ANNOTATIONS**
- SCREEN DESCRIPTION:** This modal appears when the user clicks on a piece of content. When the user scrolls down they can also view similar titles.
- A. CONTENT IMAGE**
This is the one-sheet of the content. This also serves as the play button.
 - B. CLOSE BUTTON**
OnClick the modal is closed.
 - C. CONTENT NAME**
This is the name of the content.
 - D. RELEASE DATE/RATING**
This is the date that the piece of content premiered and it's MPAA rating.
 - E. RATINGS**
This is the rating of the content.
 - F. DIRECTOR'S NAME**
This is the name of the director.
 - G. ADD TO WATCHLIST BUTTON**
OnClick the content is added to the users watchlist. OnClick a second time and the user removes the content from their watchlist.
 - H. CONTENT DESCRIPTION**
This is the synopsis of the content.
 - I. RELATED TITLES LINK**
OnClick the episodes area is replaced with related titles. This is replaced with an episodes link to return to the episodes.
 - J. EPISODE TITLE**
This is the title of this episode of the series.
 - K. EPISODE DESCRIPTION**
This is a brief description of the episode.
 - L. EPISODE LENGTH**
This how long the episode is in minutes.
 - M. PLAY BUTTON**
OnClick the episode is played.




FUNCTIONAL ANNOTATIONS

SCREEN DESCRIPTION: When the user views a type of genre they are navigated to this screen.

A. GENRE TYPE
This is the type of genre of this content.

B. VIEW ALL
OnClick the user is navigated to the specific genre sub page.

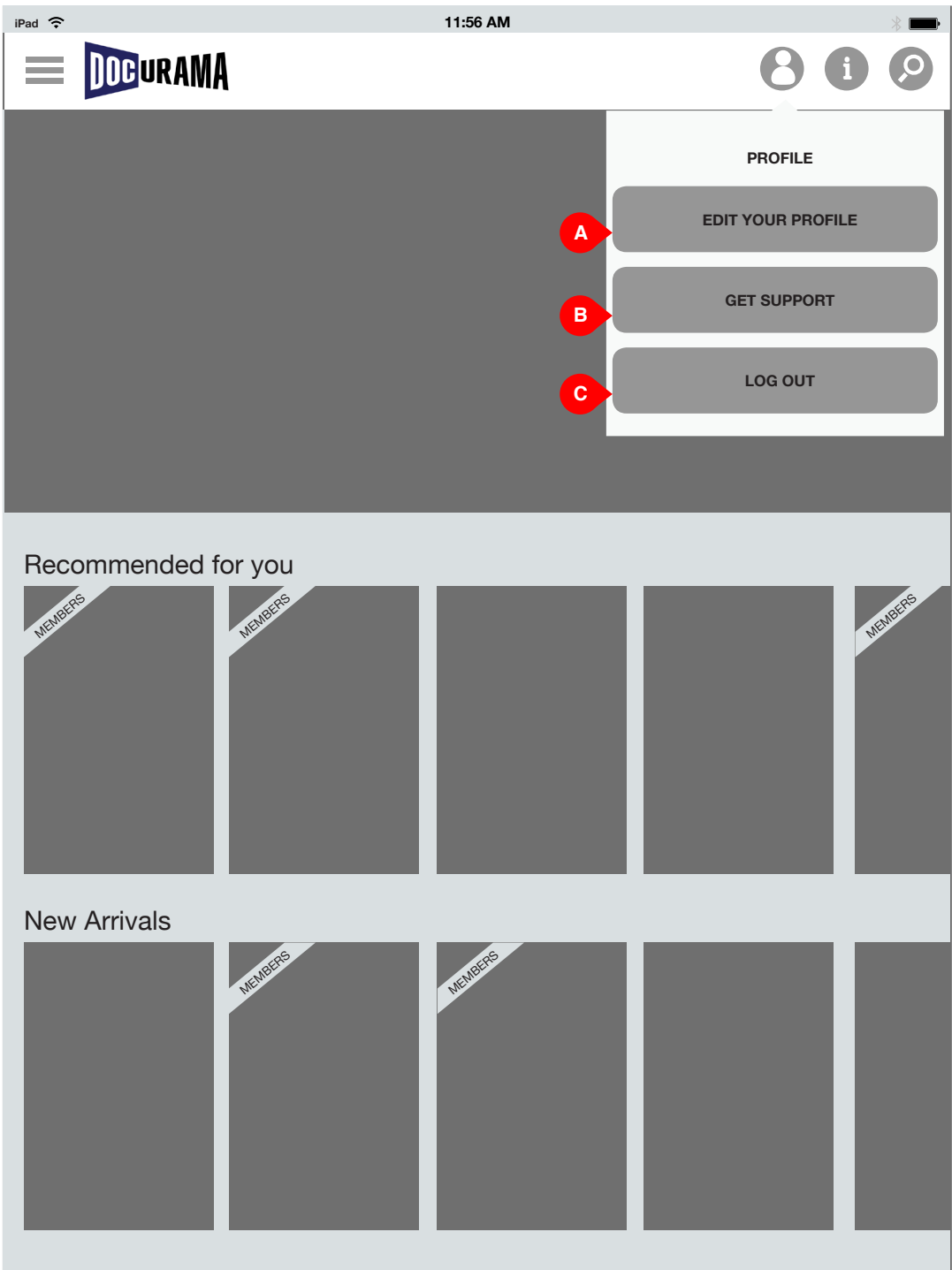
GENRE PAGE	
User Experience and Information Architecture	
File: DOCURAMA_UI_TABLET_V1.3.indd	v 1.3
Last Modified: 11/18/15	14 of 18



FUNCTIONAL ANNOTATIONS

SCREEN DESCRIPTION: When a user clicks on a genre type they are navigated to this screen. All of the content on this page is of the same content.

GENRE SUB PAGE	
User Experience and Information Architecture	
File: DOCURAMA_UI_TABLET_V1.3.indd	v 1.3
Last Modified: 11/18/15	15 of 18

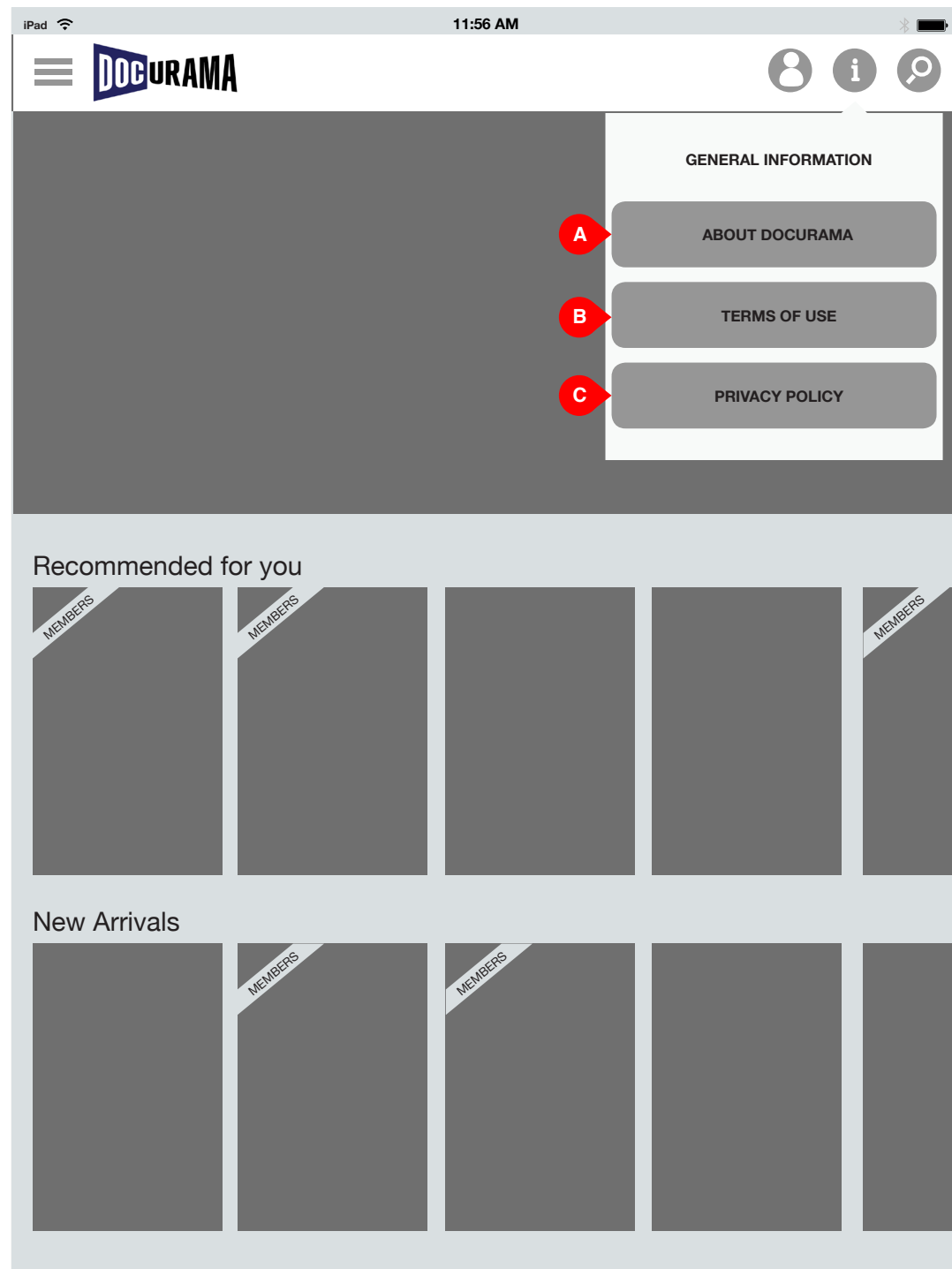


FUNCTIONAL ANNOTATIONS

SCREEN DESCRIPTION: This is the profile menu.

- A. EDIT YOUR PROFILE BUTTON**
OnClick the user is navigated to their profile page.
- B. GET SUPPORT BUTTON**
OnClick the user is navigated to the help center on the Docurama zendesk page.
- C. LOG OUT BUTTON**
OnClick the user is logged out of the service.

PROFILE	
User Experience and Information Architecture	v 1.3
File: DOCURAMA_UI_TABLET_V1.3.indd	16 of 18
Last Modified: 11/18/15	



FUNCTIONAL ANNOTATIONS

SCREEN DESCRIPTION: This is the general information menu.

A. ABOUT DOCURAMA BUTTON
 OnClick the user navigates to the about docurama modal.

B. TERMS OF USE BUTTON
 OnClick the user is navigated to the terms of use page.

C. PRIVACY POLICY PAGE.
 OnClick the user is navigated to the privacy policy page.

GENERAL INFORMATION	
User Experience and Information Architecture	v 1.3
File: DOCURAMA_UI_TABLET_V1.3.indd	17 of 18
Last Modified: 11/18/15	

11:56 AM

DOCURAMA

Edit Your Profile Information

First Name: **Last Name:**

Email Address:

Change Password

Current Password:

New Password: **New Password Again:**

Success!

FUNCTIONAL ANNOTATIONS

SCREEN DESCRIPTION: The user creates their Docurama account on this page.

A. FIRST NAME FIELD
This is the field where the user enters their first name.

B. LAST NAME FIELD
This is the field where the user enters their last name.

C. EMAIL FIELD
This is the field where the user enters their email.

D. CURRENT PASSWORD FIELD
This is the field where the user enters their current password.

D. NEW PASSWORD FIELD
This is the field where the user enters their new password.

E. NEW CONFIRM PASSWORD FIELD
This is the field where the user re-enters their new password.

H. UPDATE BUTTON
OnClick this user is navigated to the successful subscription page and the information is updated.

Failure Message:
Passwords Do Not Match
 Or
Incorrect Password